



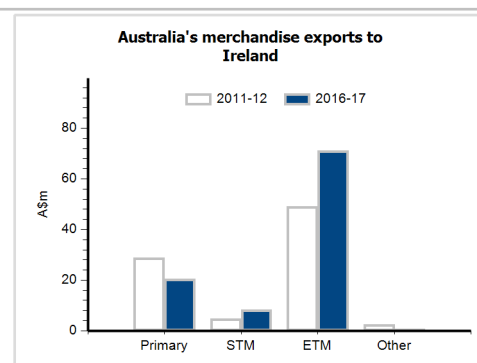
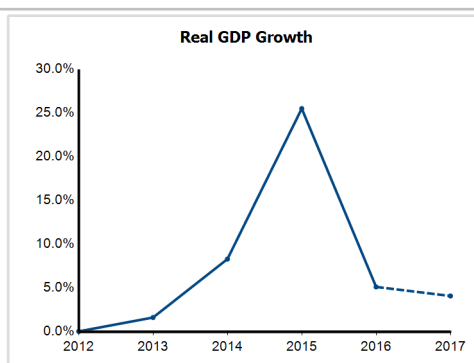
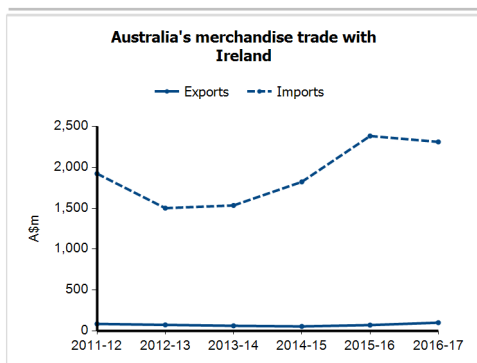
General information

Capital:	Dublin
Land area:	68,890 sq km
Official language(s):	Irish, English
Population:	4.7 million (2016)
Currency:	Euro

Head of State
President HE Mr Michael D Higgins
Head of Government
An Taoiseach Mr Leo Varadkar

Economic indicators (a)

	2012	2013	2014	2015	2016	2017
GDP (US\$b) (current prices)	225.5	239.1	258.0	290.2	304.4	325.6
GDP per capita (US\$)	49,066.8	51,867.4	55,826.1	62,344.7	64,782.3	68,604.4
GDP PPP (Int'l \$b)	211.7	218.6	241.0	305.8	325.5	344.8
GDP per capita PPP (Int'l \$)	46,059.6	47,426.7	52,142.0	65,679.3	69,275.8	72,632.4
Real GDP growth (% change yoy)	0.0	1.6	8.3	25.5	5.1	4.1
Current account balance (US\$b)	-5.9	5.1	4.3	31.7	10.2	10.9
Current account balance (% GDP)	-2.6	2.1	1.6	10.9	3.3	3.4
Inflation (% change yoy)	1.9	0.5	0.3	0.0	-0.2	0.4
Unemployment (% labour force)	14.7	13.1	11.3	9.5	7.9	6.4



Australia's trade and investment relationship with Ireland (b)

Australian merchandise trade with Ireland, 2016-17 (A\$m)	Total share	Rank	Growth (yoy)
Exports to Ireland	0.0%	57th	41.9%
Imports from Ireland	0.8%	21st	-3.0%
Total merchandise trade (exports + imports)	0.4%	28th	-1.7%

Major Australian exports, 2016-17 (A\$m)

Medicaments (incl veterinary)	51
Alcoholic beverages	17
Organo-inorganic compounds	5
Plastic tubes, pipes & hoses	3

Major Australian imports, 2016-17 (A\$m)

Medicaments (incl veterinary)	1,043
Pharm products (excl medicaments)	357
Misc manufactured articles, nes	275
Computers	134

Australia's trade in services with Ireland, 2016-17 (A\$m)

	Total share	Rank	Growth (yoy)
Exports of services to Ireland	0.6%	26th	-12.6%
Imports of services from Ireland	1.2%	20th	-19.8%

Major Australian services exports, 2016-17 (A\$m)

Personal travel excluding education	166
Professional, technical & other business	147

Major Australian services imports, 2016-17 (A\$m)

Charges for the use of Intellectual Property nie	661
Personal travel excluding education	195

Australia's investment relationship with Ireland, 2016 (A\$m)

	Total	FDI
Australia's investment in Ireland	12,898	-287
Ireland's investment in Australia	26,138	4,044

Ireland's global merchandise trade relationships

Ireland's principal export destinations, 2016

1 United States	25.8%
2 United Kingdom	12.8%
3 Belgium	12.6%
12 Australia	1.3%

Ireland's principal import sources, 2016

1 United Kingdom	23.8%
2 United States	16.5%
3 France	12.5%
35 Australia	0.2%