



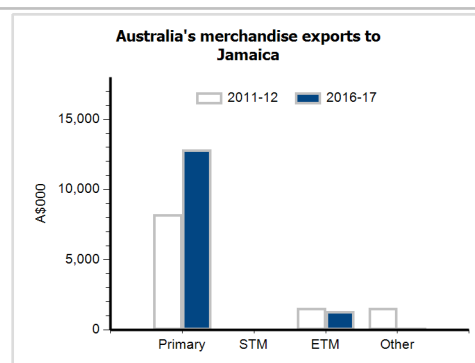
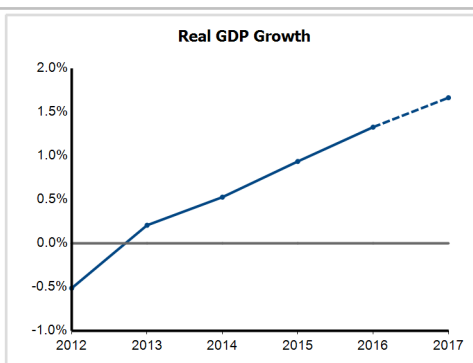
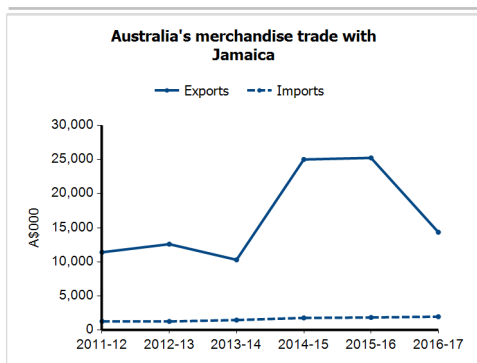
General information

Capital:	Kingston
Land area:	10,830 sq km
Official language(s):	English
Population:	2.8 million (2016)
Currency:	Jamaican Dollar

Head of State	HM Queen Elizabeth II represented by Governor General HE The Most Hon Sir Patrick Linton Allen
Head of Government	Prime Minister The Most Hon Andrew Michael Holness

Economic indicators (a)

	2012	2013	2014	2015	2016	2017
GDP (US\$b) (current prices)	14.8	14.2	13.9	14.2	14.0	14.3
GDP per capita (US\$)	5,330.9	5,101.9	4,953.1	5,052.7	4,933.8	5,023.6
GDP PPP (Int'l \$b)	23.2	23.6	24.2	24.7	25.3	26.2
GDP per capita PPP (Int'l \$)	8,385.8	8,492.9	8,644.3	8,772.3	8,953.8	9,211.6
Real GDP growth (% change yoy)	-0.5	0.2	0.5	0.9	1.3	1.7
Current account balance (US\$b)	-1.6	-1.3	-1.0	-0.5	-0.3	-0.4
Current account balance (% GDP)	-11.1	-9.2	-7.5	-3.2	-2.2	-2.7
Inflation (% change yoy)	6.9	9.4	8.3	3.7	2.3	3.4
Unemployment (% labour force)	13.9	15.3	14.2	13.5	12.8	12.2



Australia's trade and investment relationship with Jamaica (b)

Australian merchandise trade with Jamaica, 2016-17 (A\$'000)	Total share	Rank	Growth (yoy)
Exports to Jamaica	0.0%	104th	-43.2%
Imports from Jamaica	0.0%	137th	6.4%
Total merchandise trade (exports + imports)	0.0%	131st	-39.9%

Major Australian exports, 2016-17 (A\$'000)

Meat (excl beef), f.c.f.	10,644
Beef, f.c.f.	1,640
Alcoholic beverages	532
Arms & ammunition	405

Major Australian imports, 2016-17 (A\$'000)

Alcoholic beverages	1,628
Coffee & substitutes	116
Printed matter	67
Medicaments (incl veterinary)	35

Australia's trade in services with Jamaica, 2016-17 (A\$m)

	Total share	Rank	Growth (yoy)
Exports of services to Jamaica	0.0%	134th	0.0%
Imports of services from Jamaica	0.0%	134th	-33.3%

Australia's investment relationship with Jamaica, 2016 (A\$m)

	Total	FDI
Australia's investment in Jamaica	np	0
Jamaica's investment in Australia	np	0

Jamaica's global merchandise trade relationships

Jamaica's principal export destinations, 2016

1 United States	41.5%
2 Canada	12.1%
3 The Netherlands	10.4%
44 Australia	0.1%

Jamaica's principal import sources, 2016

1 United States	39.5%
2 Trinidad & Tobago	7.3%
3 China	6.5%
37 Australia	0.3%