



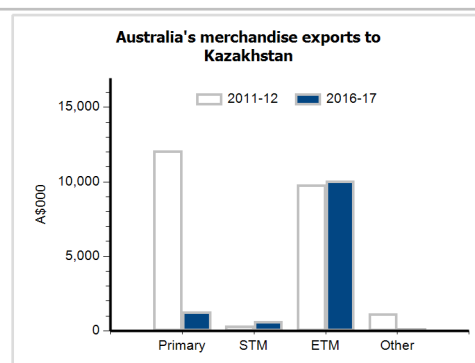
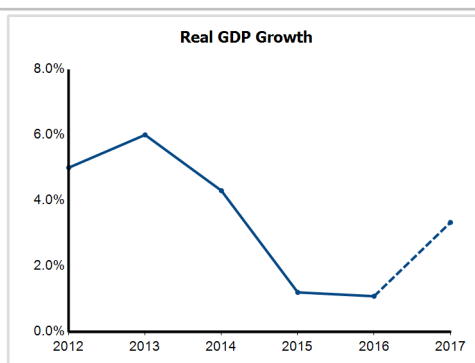
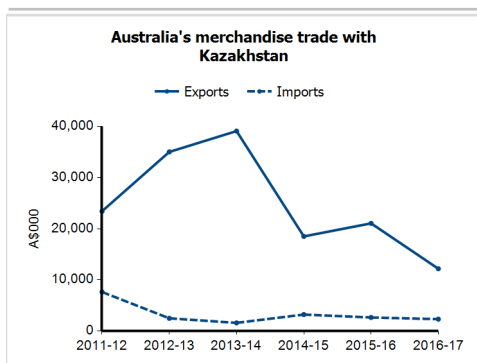
General information

Capital:	Astana
Land area:	2,699,700 sq km
Official language(s):	Kazakh, Russian
Population:	17.9 million (2016)
Currency:	Tenge

Head of State	President HE Mr Nursultan Nazarbayev
Head of Government	Prime Minister HE Mr Bakytzhan Sagintayev

Economic indicators (a)

	2012	2013	2014	2015	2016	2017
GDP (US\$b) (current prices)	208.0	236.6	221.4	184.4	133.7	156.2
GDP per capita (US\$)	12,300.5	13,789.3	12,712.1	10,434.8	7,456.4	8,585.3
GDP PPP (Int'l \$b)	376.7	405.8	430.8	440.7	451.2	474.3
GDP per capita PPP (Int'l \$)	22,277.9	23,645.0	24,734.0	24,940.1	25,167.4	26,071.7
Real GDP growth (% change yoy)	5.0	6.0	4.3	1.2	1.1	3.3
Current account balance (US\$b)	1.1	1.2	6.1	-5.1	-8.5	-8.3
Current account balance (% GDP)	0.5	0.5	2.8	-2.8	-6.4	-5.3
Inflation (% change yoy)	5.1	5.8	6.7	6.7	14.6	7.3
Unemployment (% labour force)	5.3	5.2	5.0	5.0	5.0	5.0



Australia's trade and investment relationship with Kazakhstan (b)

Australian merchandise trade with Kazakhstan, 2016-17 (A\$000)	Total share	Rank	Growth (yoy)	
Exports to Kazakhstan	12,170	0.0%	109th	-42.2%
Imports from Kazakhstan	2,300	0.0%	130th	-12.4%
Total merchandise trade (exports + imports)	14,470	0.0%	134th	-38.9%

Major Australian exports, 2016-17 (A\$000)

Specialised machinery & parts	1,230
Butter	911
Hand or machine tools	794
Measuring & analysing instruments	759

Major Australian imports, 2016-17 (A\$000)

Inorganic chemical elements	1,404
Pig-iron	884
Rotating electric plant & parts	9
Other ores & concentrates	3

Australia's trade in services with Kazakhstan, 2016-17 (A\$m)

	Total share	Rank	Growth (yoy)	
Exports of services to Kazakhstan	18	0.0%	94th	50.0%
Imports of services from Kazakhstan	13	0.0%	107th	85.7%

Australia's investment relationship with Kazakhstan, 2016 (A\$m)

	Total	FDI
Australia's investment in Kazakhstan	71	np
Kazakhstan's investment in Australia	2	0

Kazakhstan's global merchandise trade relationships

Kazakhstan's principal export destinations, 2016

1 Italy	20.3%
2 China	11.5%
3 Russian Federation	9.5%
62 Australia	0.0%

Kazakhstan's principal import sources, 2016

1 Russian Federation	36.3%
2 China	14.6%
3 Germany	5.7%
53 Australia	0.1%