



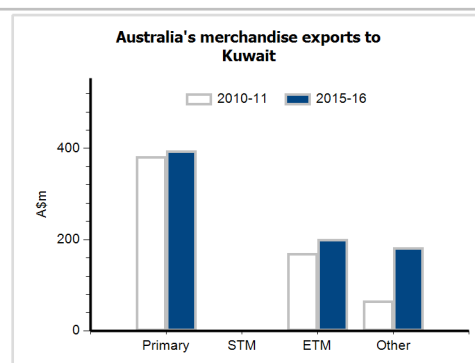
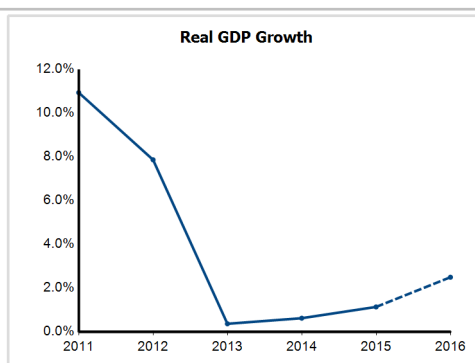
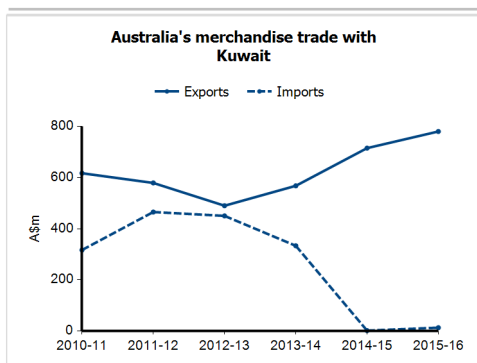
## General information

<b>Capital:</b>	Kuwait City
<b>Land area:</b>	17,820 sq km
<b>Official language(s):</b>	Arabic
<b>Population:</b>	4.1 million (2015)
<b>Currency:</b>	Kuwaiti dinar

<b>Head of State</b>	Emir HH Sheikh Sabah Al-Ahmed Al-Jaber Al-Sabah
<b>Head of Government</b>	Prime Minister HH Sheikh Jaber Al-Mubarak Al-Hamad Al-Sabah

## Economic indicators (a)

	2011	2012	2013	2014	2015	2016
<b>GDP (US\$b) (current prices)</b>	154.0	174.1	174.2	162.7	114.1	110.5
<b>GDP per capita (US\$)</b>	41,831.4	45,993.7	44,775.4	40,688.8	27,756.4	26,145.8
<b>GDP PPP (Int'l \$b)</b>	247.2	271.5	276.9	283.6	289.9	301.1
<b>GDP per capita PPP (Int'l \$)</b>	67,132.6	71,743.5	71,183.6	70,930.8	70,541.9	71,263.8
<b>Real GDP growth (% change yoy)</b>	10.9	7.9	0.4	0.6	1.1	2.5
<b>Current account balance (US\$b)</b>	66.1	79.1	69.5	54.2	6.0	3.9
<b>Current account balance (% GDP)</b>	42.9	45.5	39.9	33.3	5.2	3.6
<b>Inflation (% change yoy)</b>	4.9	3.2	2.7	2.9	3.2	3.4
<b>Unemployment (% labour force)</b>	2.1	2.1	2.1	2.1	2.1	2.1



## Australia's trade and investment relationship with Kuwait (b)

## Australian merchandise trade with Kuwait, 2015-16 (A\$m)

Exports to Kuwait	781
Imports from Kuwait	13
Total merchandise trade (exports + imports)	793

	Total share	Rank	Growth (yoy)
Exports to Kuwait	0.3%	27th	9.1%
Imports from Kuwait	0.0%	104th	973.8%
Total merchandise trade (exports + imports)	0.2%	45th	10.7%

## Major Australian exports, 2015-16 (A\$m)

Passenger motor vehicles	181
Wheat	132
Live animals (excl seafood)	84
Meat (excl beef), f.c.f.	44

## Major Australian imports, 2015-16 (A\$m)

Fertilisers (excl crude)	11
Pumps (excl liquid pumps) & parts	1

\*Includes \$183.1m of confidential items and special transactions, 23% of total exports.

## Australia's trade in services with Kuwait, 2015-16 (A\$m)

Exports of services to Kuwait	52
Imports of services from Kuwait	9

	Total share	Rank	Growth (yoy)
Exports of services to Kuwait	0.1%	66th	-3.7%
Imports of services from Kuwait	0.0%	112th	-25.0%

## Australia's investment relationship with Kuwait, 2015 (A\$m)

Australia's investment in Kuwait	np
Kuwait's investment in Australia	9,192

	Total	FDI
Australia's investment in Kuwait	np	np
Kuwait's investment in Australia	9,192	np

## Kuwait's global merchandise trade relationships

## Kuwait's principal export destinations, 2015

1 Republic of Korea	14.5%
2 China	12.1%
3 India	12.1%
55 Australia	0.0%

## Kuwait's principal import sources, 2015

1 China	13.2%
2 United States	9.6%
3 Saudi Arabia	7.7%
14 Australia	1.9%