

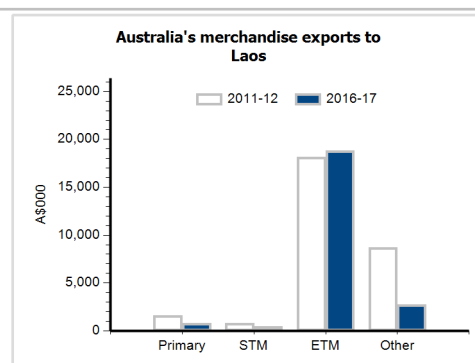
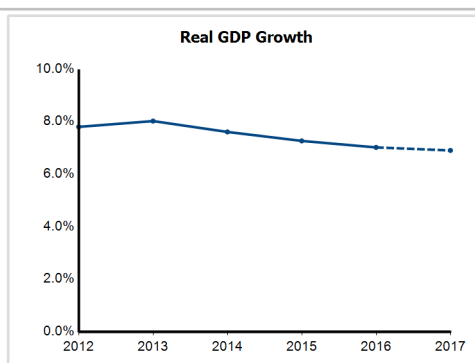
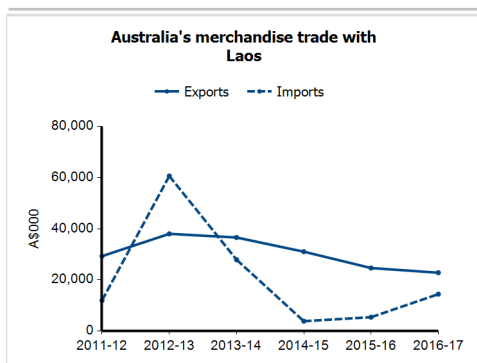
## General information

|                              |                    |
|------------------------------|--------------------|
| <b>Capital:</b>              | Vientiane          |
| <b>Land area:</b>            | 230,800 sq km      |
| <b>Official language(s):</b> | Lao                |
| <b>Population:</b>           | 6.6 million (2016) |
| <b>Currency:</b>             | Kip                |

|  |
|--|
| <b>Head of State</b>                     |
| President HE Mr Bounnhang Vorachit       |
| <b>Head of Government</b>                |
| Prime Minister HE Dr Thongloun Sisoulith |

## Economic indicators (a)

|  | 2012    | 2013    | 2014    | 2015    | 2016    | 2017    |
|--|---------|---------|---------|---------|---------|---------|
| <b>GDP (US\$b) (current prices)</b>    | 10.2    | 12.0    | 13.3    | 14.4    | 15.8    | 17.2    |
| <b>GDP per capita (US\$)</b>           | 1,640.9 | 1,900.0 | 2,075.1 | 2,212.4 | 2,394.4 | 2,567.5 |
| <b>GDP PPP (Int'l \$b)</b>             | 32.0    | 35.1    | 38.5    | 41.7    | 45.2    | 49.2    |
| <b>GDP per capita PPP (Int'l \$)</b>   | 5,153.3 | 5,576.6 | 6,022.0 | 6,430.2 | 6,870.6 | 7,367.1 |
| <b>Real GDP growth (% change yoy)</b>  | 7.8     | 8.0     | 7.6     | 7.3     | 7.0     | 6.9     |
| <b>Current account balance (US\$b)</b> | -2.5    | -3.2    | -2.4    | -2.4    | -1.7    | -1.7    |
| <b>Current account balance (% GDP)</b> | -24.9   | -26.7   | -18.3   | -16.5   | -10.6   | -9.6    |
| <b>Inflation (% change yoy)</b>        | 4.3     | 6.4     | 4.1     | 1.3     | 2.0     | 2.3     |
| <b>Unemployment (% labour force)</b>   | 1.4     | 1.3     | 1.3     | 1.4     | 1.5     | na      |



## Australia's trade and investment relationship with Laos (b)

### Australian merchandise trade with Laos, 2016-17 (A\$000)

|   |        |
|---|--------|
| Exports to Laos                             | 22,779 |
| Imports from Laos                           | 14,384 |
| Total merchandise trade (exports + imports) | 37,163 |

|   | Total share | Rank  | Growth (yoy) |
|---|-------------|-------|--------------|
| Exports to Laos                             | 0.0%        | 92nd  | -7.4%        |
| Imports from Laos                           | 0.0%        | 103rd | 168.3%       |
| Total merchandise trade (exports + imports) | 0.0%        | 103rd | 24.0%        |

### Major Australian exports, 2016-17 (A\$000)

|                                     |       |
|-------------------------------------|-------|
| Pumps for liquids & parts           | 3,829 |
| Taps, cocks & valves                | 2,144 |
| Specialised machinery & parts       | 1,985 |
| Civil engineering equipment & parts | 1,378 |

### Major Australian imports, 2016-17 (A\$000)

|                                 |        |
|---------------------------------|--------|
| Telecom equipment & parts       | 11,426 |
| Jewellery                       | 922    |
| Women's clothing (excl knitted) | 408    |
| Footwear                        | 357    |

\*Includes \$2.7m of confidential items & special transactions, 12% of total exports.

### Australia's trade in services with Laos, 2016-17 (A\$m)

|                               |    |
|-------------------------------|----|
| Exports of services to Laos   | 37 |
| Imports of services from Laos | 18 |

|                               | Total share | Rank | Growth (yoy) |
|-------------------------------|-------------|------|--------------|
| Exports of services to Laos   | 0.0%        | 79th | 23.3%        |
| Imports of services from Laos | 0.0%        | 99th | -43.8%       |

### Australia's investment relationship with Laos, 2016 (A\$m)

|                                |  |
|--------------------------------|--|
| Australia's investment in Laos |  |
| Laos' investment in Australia  |  |

|                                | Total | FDI |
|--------------------------------|-------|-----|
| Australia's investment in Laos | np    | np  |
| Laos' investment in Australia  | np    | np  |

## Laos' global merchandise trade relationships

### Laos' principal export destinations, 2016

|              |       |
|--------------|-------|
| 1 Thailand   | 40.0% |
| 2 China      | 28.5% |
| 3 Vietnam    | 13.7% |
| 22 Australia | 0.2%  |

### Laos' principal import sources, 2016

|              |       |
|--------------|-------|
| 1 Thailand   | 64.6% |
| 2 China      | 16.5% |
| 3 Vietnam    | 9.4%  |
| 13 Australia | 0.3%  |