



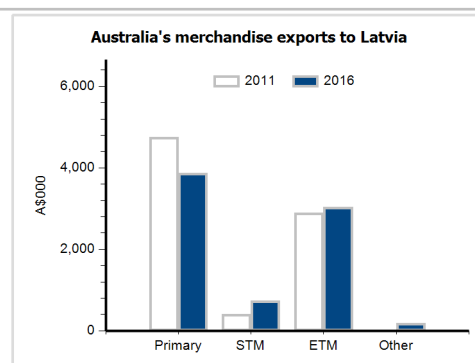
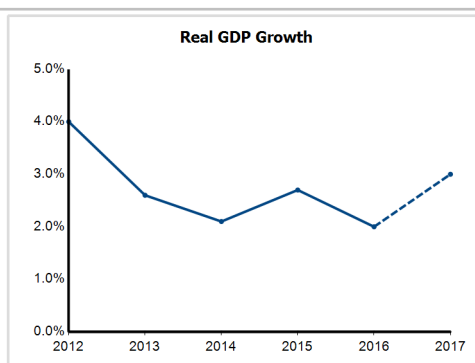
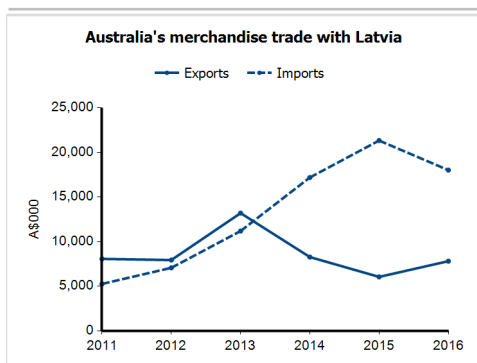
General information

Capital:	Riga
Land area:	62,180 sq km
Official language(s):	Latvian
Population:	2.0 million (2016)
Currency:	Euro

Head of State
President HE Mr Raimonds Vejonis
Head of Government
Prime Minister Mr Maris Kucinskis

Economic indicators (a)

	2012	2013	2014	2015	2016	2017
GDP (US\$b) (current prices)	28.1	30.3	31.4	27.0	27.7	27.8
GDP per capita (US\$)	13,762.2	14,951.8	15,689.5	13,614.5	14,060.4	14,187.6
GDP PPP (Int'l \$b)	43.5	45.4	47.2	49.0	50.6	53.3
GDP per capita PPP (Int'l \$)	21,296.1	22,438.7	23,585.2	24,675.0	25,709.8	27,189.7
Real GDP growth (% change yoy)	4.0	2.6	2.1	2.7	2.0	3.0
Current account balance (US\$b)	-1.0	-0.8	-0.6	-0.2	0.4	-0.3
Current account balance (% GDP)	-3.6	-2.7	-2.0	-0.8	1.5	-1.1
Inflation (% change yoy)	2.3	0.0	0.7	0.2	0.1	2.8
Unemployment (% labour force)	15.0	11.9	10.8	9.9	9.6	9.4



Australia's trade and investment relationship with Latvia (b)

Australian merchandise trade with Latvia, 2016 (A\$000)

		Total share	Rank	Growth (yoy)
Exports to Latvia	7,819	0.0%	125th	29.1%
Imports from Latvia	18,032	0.0%	95th	-15.5%
Total merchandise trade (exports + imports)	25,852	0.0%	114th	-5.7%

Major Australian exports, 2016 (A\$000)

Alcoholic beverages	3,698
Civil engineering equipment & parts	903
Vehicle parts & accessories	583
Inorganic chemical elements	538

Major Australian imports, 2016 (A\$000)

Telecom equipment & parts	3,353
Furniture, mattresses & cushions	2,119
Alcoholic beverages	1,964
Briquettes, lignite & peat	1,826

Australia's trade in services with Latvia, 2016 (A\$m)

		Total share	Rank	Growth (yoy)
Exports of services to Latvia	9	0.0%	108th	0.0%
Imports of services from Latvia	4	0.0%	130th	-50.0%

Australia's investment relationship with Latvia, 2016 (A\$m)

	Total	FDI
Australia's investment in Latvia	np	0
Latvia's investment in Australia	np	0

Latvia's global merchandise trade relationships

Latvia's principal export destinations, 2016

1 Lithuania	18.3%
2 Estonia	12.1%
3 Russian Federation	7.6%
57 Australia	0.1%

Latvia's principal import sources, 2016

1 Lithuania	17.5%
2 Germany	11.9%
3 Poland	10.8%
72 Australia	0.0%