



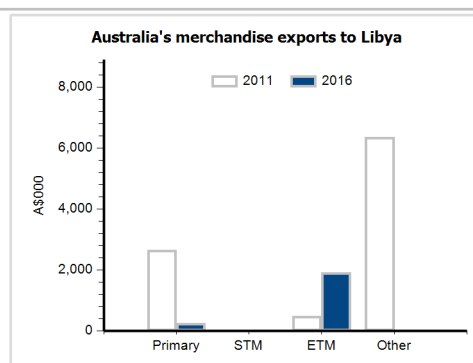
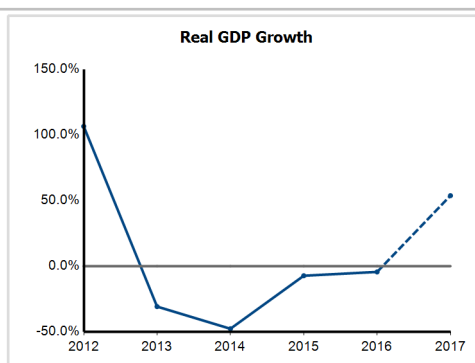
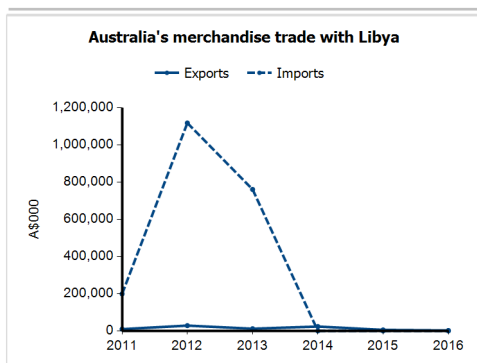
## General information

<b>Capital:</b>	Tripoli
<b>Land area:</b>	1,759,540 sq km
<b>Official language(s):</b>	Arabic
<b>Population:</b>	6.4 million (2016)
<b>Currency:</b>	Libyan dinar

<b>Head of State</b>	Speaker of the General National Congress, Mr Nuri Abu Sahmain
<b>Head of Government</b>	Prime Minister Mr Abdullah Al-Thinni

## Economic indicators (a)

	2012	2013	2014	2015	2016	2017
<b>GDP (US\$b) (current prices)</b>	89.2	62.9	33.8	29.8	33.2	54.4
<b>GDP per capita (US\$)</b>	14,202.8	10,033.9	5,403.2	4,708.1	5,193.2	8,437.9
<b>GDP PPP (Int'l \$b)</b>	163.2	114.8	61.1	57.2	55.4	87.1
<b>GDP per capita PPP (Int'l \$)</b>	25,974.7	18,324.2	9,757.8	9,052.0	8,678.5	13,502.0
<b>Real GDP growth (% change yoy)</b>	106.5	-30.8	-47.7	-7.3	-4.4	53.7
<b>Current account balance (US\$b)</b>	23.8	8.9	-11.7	-18.4	-13.5	-5.8
<b>Current account balance (% GDP)</b>	26.7	14.1	-34.5	-61.7	-40.7	-10.6
<b>Inflation (% change yoy)</b>	6.1	2.6	2.4	9.8	27.1	32.8
<b>Unemployment (% labour force)</b>	19.2	19.2	19.2	19.2	19.2	na



## Australia's trade and investment relationship with Libya (b)

### Australian merchandise trade with Libya, 2016 (A\$000)

Exports to Libya	2,154
Imports from Libya	3
Total merchandise trade (exports + imports)	2,157

	Total share	Rank	Growth (yoy)
Exports to Libya	0.0%	155th	-60.5%
Imports from Libya	0.0%	219th	165.7%
Total merchandise trade (exports + imports)	0.0%	177th	-60.5%

### Major Australian exports, 2016 (A\$000)

Pumps for liquids & parts	1,704
Meat (excl beef), f.c.f.	250
Medical instruments (incl veterinary)	74
Medicaments (incl veterinary)	63

### Major Australian imports, 2016 (A\$000)

Paper & paperboard, cut to size	3
---------------------------------	---

### Australia's trade in services with Libya, 2016 (A\$m)

Exports of services to Libya	5
Imports of services from Libya	2

	Total share	Rank	Growth (yoy)
Exports of services to Libya	0.0%	119th	-37.5%
Imports of services from Libya	0.0%	147th	-80.0%

### Australia's investment relationship with Libya, 2016 (A\$m)

Australia's investment in Libya	np
Libya's investment in Australia	0

	Total	FDI
Australia's investment in Libya	np	np
Libya's investment in Australia	0	0

## Libya's global merchandise trade relationships

### Libya's principal export destinations, 2015

1 Italy	32.0%
2 Germany	11.3%
3 China	8.0%
.. Australia	0.0%

### Libya's principal import sources, 2015

1 China	14.9%
2 Italy	13.0%
3 Turkey	11.2%
63 Australia	0.0%