



## General information

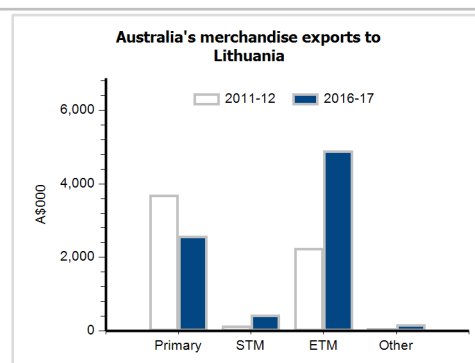
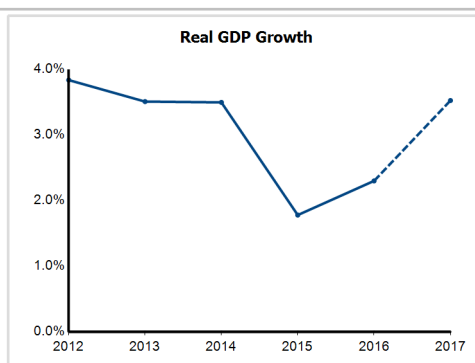
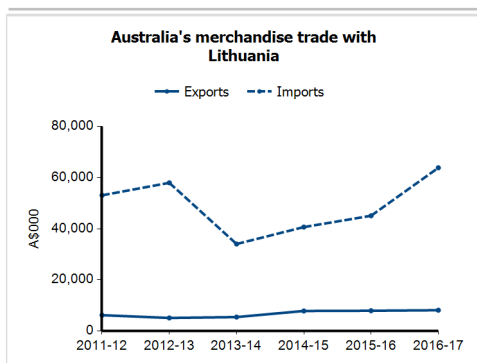
Fact sheets are updated biannually; June and December

<b>Capital:</b>	Vilnius
<b>Land area:</b>	62,674 sq km
<b>Official language(s):</b>	Lithuanian
<b>Population:</b>	2.9 million (2016)
<b>Currency:</b>	Euro

<b>Head of State</b>
President HE Mrs Dalia Grybauskaitė
<b>Head of Government</b>
Prime Minister Mr Saulius Skvernelis

## Economic indicators (a)

	2012	2013	2014	2015	2016	2017
<b>GDP (US\$b) (current prices)</b>	42.9	46.5	48.7	41.4	42.8	46.7
<b>GDP per capita (US\$)</b>	14,354.2	15,714.8	16,594.6	14,259.6	14,892.5	16,443.2
<b>GDP PPP (Int'l \$b)</b>	72.9	76.6	80.7	83.1	86.0	90.6
<b>GDP per capita PPP (Int'l \$)</b>	24,384.3	25,907.8	27,530.3	28,591.4	29,971.8	31,935.2
<b>Real GDP growth (% change yoy)</b>	3.8	3.5	3.5	1.8	2.3	3.5
<b>Current account balance (US\$m)</b>	-505.0	716.0	1,750.0	-967.0	-379.0	-747.0
<b>Current account balance (% GDP)</b>	-1.2	1.5	3.6	-2.3	-0.9	-1.6
<b>Inflation (% change yoy)</b>	3.2	1.2	0.2	-0.7	0.7	3.5
<b>Unemployment (% labour force)</b>	13.4	11.8	10.7	9.1	7.9	7.0



## Australia's trade and investment relationship with Lithuania (b)

### Australian merchandise trade with Lithuania, 2016-17 (A\$'000)

		<b>Total share</b>	<b>Rank</b>	<b>Growth (yoy)</b>
Exports to Lithuania	8,095	0.0%	121st	2.5%
Imports from Lithuania	63,850	0.0%	69th	41.7%
Total merchandise trade (exports + imports)	71,945	0.0%	86th	35.8%

### Major Australian exports, 2016-17 (A\$'000)

Electrical circuits equipment	1,552
Animal feed	1,502
Civil engineering equipment & parts	881
Wool & other animal hair (incl tops)	588

### Major Australian imports, 2016-17 (A\$'000)

Wood, simply worked	10,764
Fertilisers (excl crude)	9,513
Furniture, mattresses & cushions	4,834
Electrical distributing equipment	3,671

### Australia's trade in services with Lithuania, 2016-17 (A\$m)

		<b>Total share</b>	<b>Rank</b>	<b>Growth (yoy)</b>
Exports of services to Lithuania	27	0.0%	87th	3.8%
Imports of services from Lithuania	3	0.0%	138th	-25.0%

### Australia's investment relationship with Lithuania, 2016 (A\$m)

	<b>Total</b>	<b>FDI</b>
Australia's investment in Lithuania	np	0
Lithuania's investment in Australia	np	np

## Lithuania's global merchandise trade relationships

### Lithuania's principal export destinations, 2016

1 Russian Federation	13.5%
2 Latvia	9.9%
3 Poland	9.1%
46 Australia	0.1%

### Lithuania's principal import sources, 2016

1 Russian Federation	14.4%
2 Germany	12.1%
3 Poland	10.8%
76 Australia	0.0%