



Australian Government

Department of Foreign Affairs and Trade

LUXEMBOURG



Fact sheets are updated biannually; June and December

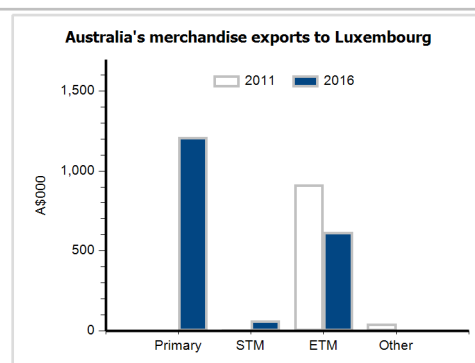
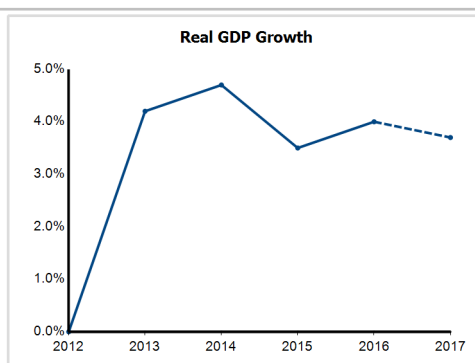
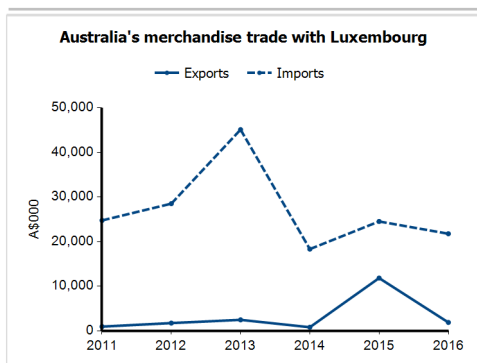
General information

Capital:	Luxembourg
Land area:	2,590 sq km
Official language(s):	French, German, Lëtzebuergesch
Population:	576,000 (2016)
Currency:	Euro

Head of State	HRH The Grand Duke Henri of Luxembourg
Head of Government	Prime Minister HE Mr Xavier Bettel

Economic indicators (a)

	2012	2013	2014	2015	2016	2017
GDP (US\$b) (current prices)	56.4	61.6	65.5	56.8	59.5	60.0
GDP per capita (US\$)	107,540.5	114,635.0	119,116.1	100,950.5	103,198.8	101,715.5
GDP PPP (Int'l \$b)	48.2	51.0	54.4	56.9	59.9	63.5
GDP per capita PPP (Int'l \$)	91,781.2	94,976.1	98,899.5	101,054.0	104,003.3	107,736.8
Real GDP growth (% change yoy)	0.0	4.2	4.7	3.5	4.0	3.7
Current account balance (US\$b)	3.3	3.4	3.3	3.0	2.9	3.0
Current account balance (% GDP)	5.9	5.6	5.1	5.2	4.8	5.1
Inflation (% change yoy)	2.9	1.7	0.7	0.1	0.1	1.4
Unemployment (% labour force)	6.1	6.9	7.1	6.8	6.4	5.9



Australia's trade and investment relationship with Luxembourg (b)

Australian merchandise trade with Luxembourg, 2016 (A\$'000)	Total share	Rank	Growth (yoy)
Exports to Luxembourg	0.0%	163rd	-84.0%
Imports from Luxembourg	0.0%	90th	-11.2%
Total merchandise trade (exports + imports)	0.0%	117th	-34.9%

Major Australian exports, 2016 (A\$'000)

Fruit & nuts	1,211
Measuring & analysing instruments	214
Electrical circuits equipment	101
Rubber tyres, treads & tubes	82

Major Australian imports, 2016 (A\$'000)

Rubber tyres, treads & tubes	4,484
Plastic articles, nes	2,252
Soap & cleansers	1,652
Medicaments (incl veterinary)	1,460

Australia's trade in services with Luxembourg, 2016 (A\$m)

	Total share	Rank	Growth (yoy)
Exports of services to Luxembourg	0.0%	80th	36.4%
Imports of services from Luxembourg	0.1%	51st	110.9%

Australia's investment relationship with Luxembourg, 2016 (A\$m)

	Total	FDI
Australia's investment in Luxembourg	17,646	1,647
Luxembourg's investment in Australia	74,035	5,913

Luxembourg's global merchandise trade relationships

Luxembourg's principal export destinations, 2016

1 Germany	26.9%
2 France	14.8%
3 Belgium	11.7%
41 Australia	0.2%

Luxembourg's principal import sources, 2016

1 Germany	24.4%
2 Belgium	22.9%
3 France	11.5%
48 Australia	0.1%

Compiled by the Statistics Section, DFAT, using the latest data from the ABS, the IMF and various international sources

(a) Economic indicators data is from the IMF WEO where available, the EIU or other reputable source. Data may include forecasts or projections for recent years. GNI may be shown in lieu of GDP for countries where GDP data is unavailable.
(b) Merchandise trade data is based on published and unpublished ABS data. May exclude confidential items of trade. Totals may not add up due to rounding. Investment data is stocks as at end December.

All data may be subject to future revisions.

GDP - Gross Domestic Product PPP - Purchasing power parity GNI - Gross National Income na - Data is not available np - Data is not published .. - Data is not meaningful Primary - Primary goods STM - Simply transformed manufactures
ETM - Elaborately transformed manufactures Other - Other goods including non-monetary gold f.c.f. - Fresh, chilled or frozen nes - Not elsewhere specified