



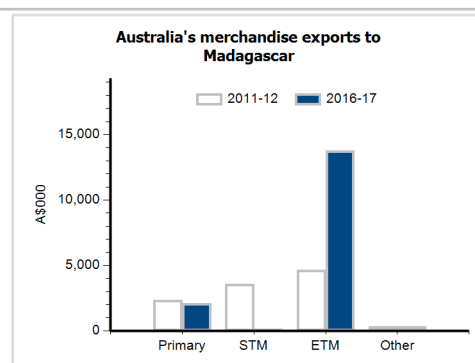
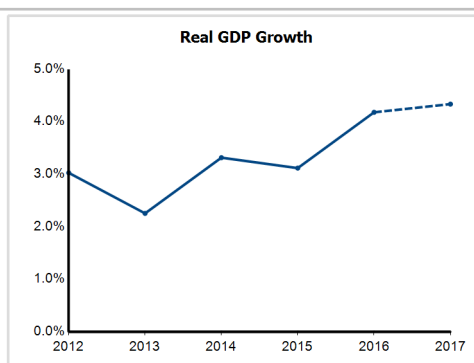
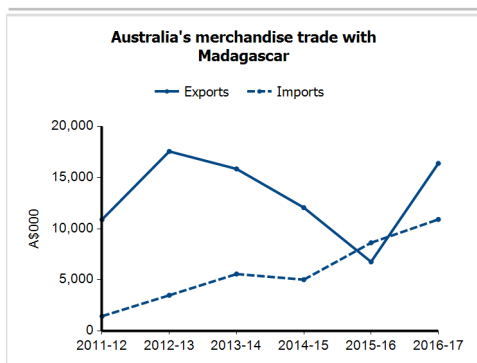
General information

Capital:	Antananarivo
Land area:	581,795 sq km
Official language(s):	Malagasy, French, English
Population:	24.9 million (2016)
Currency:	Ariary

Head of State
President HE Mr Hery Martial Rajaonarimampianina Rakotoarimanana
Head of Government
Prime Minister Mr Christian Ntsay

Economic indicators (a)

	2012	2013	2014	2015	2016	2017
GDP (US\$b) (current prices)	9.9	10.6	10.7	9.7	10.0	10.6
GDP per capita (US\$)	445.0	462.5	452.8	402.1	401.4	412.2
GDP PPP (Int'l \$b)	31.2	32.4	34.1	35.5	37.5	39.8
GDP per capita PPP (Int'l \$)	1,399.5	1,414.2	1,446.5	1,466.4	1,504.9	1,554.1
Real GDP growth (% change yoy)	3.0	2.3	3.3	3.1	4.2	4.3
Current account balance (US\$m)	-685.0	-621.0	-34.0	-184.0	75.0	-494.0
Current account balance (% GDP)	-6.9	-5.9	-0.3	-1.9	0.8	-4.7
Inflation (% change yoy)	5.7	5.8	6.1	7.4	6.7	7.8
Unemployment (% labour force)	1.3	1.3	1.4	1.8	2.1	na



Australia's trade and investment relationship with Madagascar (b)

Australian merchandise trade with Madagascar, 2016-17 (A\$000)

		Total share	Rank	Growth (yoy)
Exports to Madagascar	16,390	0.0%	100th	142.6%
Imports from Madagascar	10,907	0.0%	108th	26.5%
Total merchandise trade (exports + imports)	27,297	0.0%	113th	77.5%

Major Australian exports, 2016-17 (A\$000)

Taps, cocks & valves	4,884
Animal oils & fats	1,699
Transmission shafts & parts	1,416
Mechanical handling equip & parts	1,339

Major Australian imports, 2016-17 (A\$000)

Women's clothing (excl knitted)	2,578
Men's clothing (excl knitted)	2,556
Other textile clothing	1,769
Spices	1,509

Australia's trade in services with Madagascar, 2016-17 (A\$m)

		Total share	Rank	Growth (yoy)
Exports of services to Madagascar	3	0.0%	134th	0.0%
Imports of services from Madagascar	8	0.0%	117th	33.3%

Australia's investment relationship with Madagascar, 2016 (A\$m)

		Total	FDI
Australia's investment in Madagascar		0	0
Madagascar's investment in Australia		0	0

Madagascar's global merchandise trade relationships

Madagascar's principal export destinations, 2016

1 France	23.8%
2 United States	13.0%
3 Germany	8.4%
29 Australia	0.3%

Madagascar's principal import sources, 2016

1 China	21.3%
2 France	6.9%
3 India	6.5%
35 Australia	0.2%