



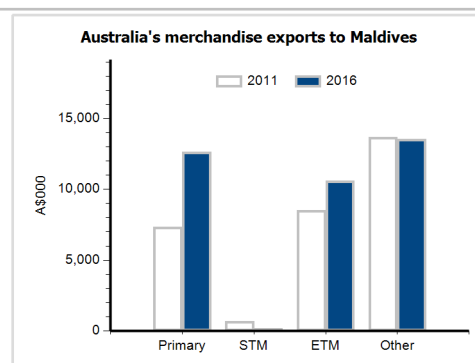
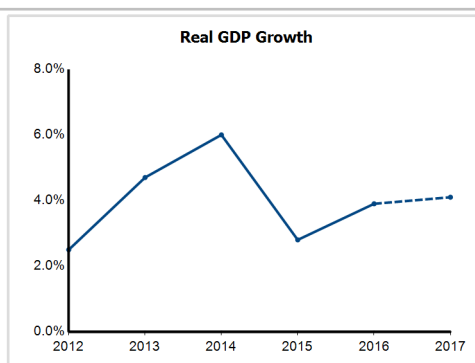
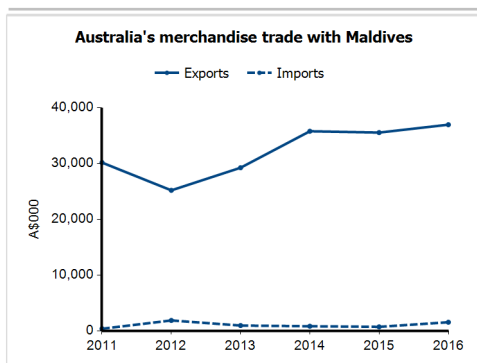
General information

Capital:	Malé
Land area:	300 sq km
Official language(s):	Divehi
Population:	354,000 (2016)
Currency:	Rufiyaa

Head of State and Head of Government
President HE Mr Abdulla Yameen Abdul Gayoom

Economic indicators (a)

	2012	2013	2014	2015	2016	2017
GDP (US\$b) (current prices)	2.5	2.8	3.1	3.2	3.4	3.6
GDP per capita (US\$)	7,608.2	8,284.7	9,027.6	9,178.1	9,554.1	9,948.5
GDP PPP (Int'l \$b)	4.4	4.7	5.0	5.2	5.5	5.9
GDP per capita PPP (Int'l \$)	13,233.6	13,846.7	14,693.3	15,022.0	15,553.0	16,275.5
Real GDP growth (% change yoy)	2.5	4.7	6.0	2.8	3.9	4.1
Current account balance (US\$b)	-0.2	-0.1	-0.1	-0.3	-0.6	-0.6
Current account balance (% GDP)	-7.3	-4.5	-3.8	-10.2	-17.9	-16.7
Inflation (% change yoy)	10.9	4.0	2.5	1.4	0.9	2.5
Unemployment (% labour force)	1.2	1.6	5.2	3.9	3.2	na



Australia's trade and investment relationship with Maldives (b)

Australian merchandise trade with Maldives, 2016 (A\$000)

Exports to Maldives	37,000
Imports from Maldives	1,552
Total merchandise trade (exports + imports)	38,553

	Total share	Rank	Growth (yoy)
Exports to Maldives	0.0%	81st	4.0%
Imports from Maldives	0.0%	141st	112.6%
Total merchandise trade (exports + imports)	0.0%	100th	6.2%

Major Australian exports, 2016 (A\$000)

Non-electric engines & motors	4,808
Meat (excl beef), f.c.f.	3,394
Beef, f.c.f.	2,957
Edible products & preparations, nes	1,941

Major Australian imports, 2016 (A\$000)

Fish, f.c.f.	1,162
Internal combustion piston engines	221
Non-electric engines & motors	71
Measuring & analysing instruments	49

*Includes \$13.6m of confidential items & special transactions, 37% of total exports.

Australia's trade in services with Maldives, 2016 (A\$m)

Exports of services to Maldives	11
Imports of services from Maldives	25

	Total share	Rank	Growth (yoy)
Exports of services to Maldives	0.0%	105th	-15.4%
Imports of services from Maldives	0.0%	87th	13.6%

Australia's investment relationship with Maldives, 2016 (A\$m)

Australia's investment in Maldives	
Maldives' investment in Australia	

	Total	FDI
Australia's investment in Maldives	np	0
Maldives' investment in Australia	np	0

Maldives' global merchandise trade relationships

Maldives' principal export destinations, 2016

1 Thailand	34.4%
2 Sri Lanka	10.2%
3 United States	8.9%
17 Australia	0.4%

Maldives' principal import sources, 2016

1 United Arab Emirates	15.7%
2 Singapore	14.3%
3 China	13.4%
13 Australia	1.6%