



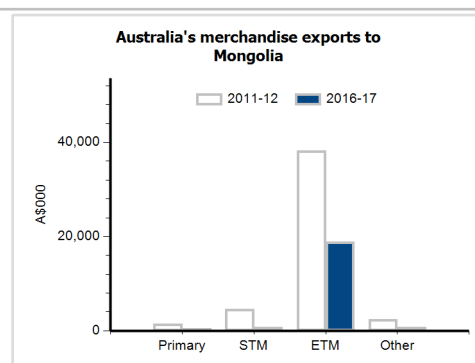
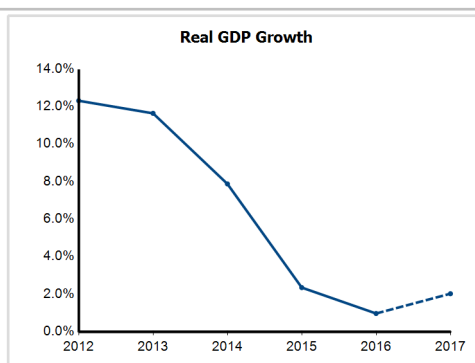
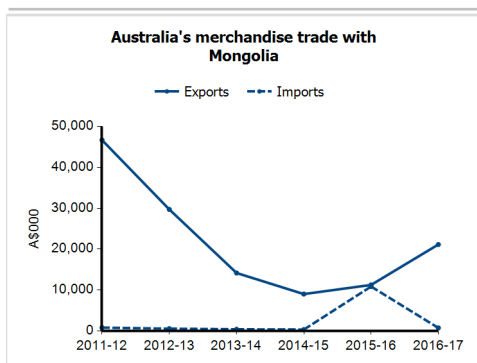
General information

Capital:	Ulaanbaatar
Land area:	1,553,560 sq km
Official language(s):	Khalkh Mongol
Population:	3.0 million (2016)
Currency:	Tugrik

Head of State	President HE Mr Khaltmaagiin Battulga
Head of Government	Prime Minister HE Mr Khurelsukh Ukhnaa

Economic indicators (a)

	2012	2013	2014	2015	2016	2017
GDP (US\$b) (current prices)	12.3	12.6	12.2	11.7	11.0	10.9
GDP per capita (US\$)	4,328.9	4,365.3	4,168.8	3,946.3	3,659.8	3,552.9
GDP PPP (Int'l \$b)	28.1	31.8	35.0	36.2	37.0	38.4
GDP per capita PPP (Int'l \$)	9,879.7	11,043.1	11,948.4	12,180.0	12,271.7	12,550.8
Real GDP growth (% change yoy)	12.3	11.6	7.9	2.4	1.0	2.0
Current account balance (US\$b)	-3.4	-3.2	-1.4	-0.5	-0.7	-0.5
Current account balance (% GDP)	-27.4	-25.4	-11.5	-4.0	-6.3	-4.9
Inflation (% change yoy)	15.0	8.6	12.9	5.9	0.6	4.4
Unemployment (% labour force)	8.2	7.9	7.9	8.0	7.9	8.0



Australia's trade and investment relationship with Mongolia (b)

Australian merchandise trade with Mongolia, 2016-17 (A\$000)

		Total share	Rank	Growth (yoy)
Exports to Mongolia	21,131	0.0%	94th	87.9%
Imports from Mongolia	734	0.0%	155th	-93.2%
Total merchandise trade (exports + imports)	21,865	0.0%	124th	-1.1%

Major Australian exports, 2016-17 (A\$000)

Pumps for liquids & parts	2,685
Electrical machinery & parts, nes	2,401
Measuring & analysing instruments	1,871
Hand or machine tools	1,751

Major Australian imports, 2016-17 (A\$000)

Measuring & analysing instruments	158
Rubber tyres, treads & tubes	93
Electrical circuits equipment	92
Floor coverings	89

Australia's trade in services with Mongolia, 2016-17 (A\$m)

		Total share	Rank	Growth (yoy)
Exports of services to Mongolia	99	0.1%	53rd	50.0%
Imports of services from Mongolia	12	0.0%	109th	20.0%

Australia's investment relationship with Mongolia, 2016 (A\$m)

	Total	FDI
Australia's investment in Mongolia	279	np
Mongolia's investment in Australia	np	np

Mongolia's global merchandise trade relationships

Mongolia's principal export destinations, 2015

1 China	83.5%
2 United Kingdom	7.2%
3 Switzerland	2.3%
16 Australia	0.1%

Mongolia's principal import sources, 2015

1 China	35.8%
2 Russian Federation	26.9%
3 Japan	7.2%
26 Australia	0.3%