



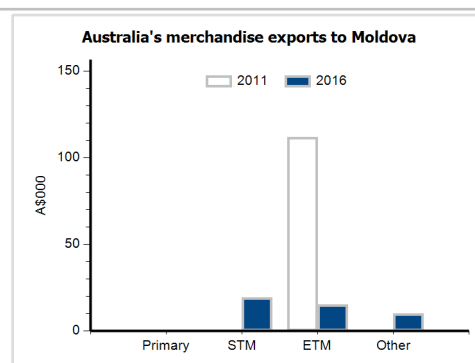
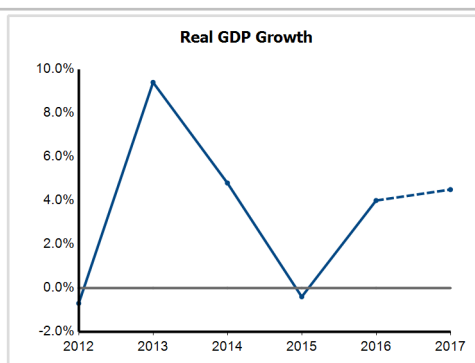
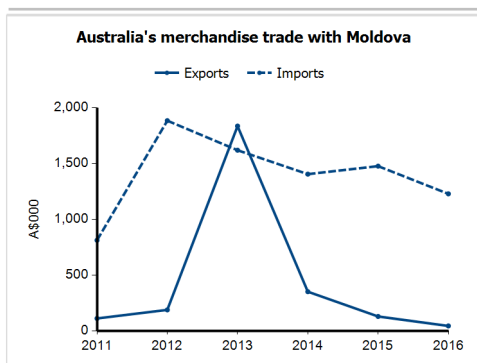
## General information

<b>Capital:</b>	Chisinau
<b>Land area:</b>	32,860 sq km
<b>Official language(s):</b>	Romanian
<b>Population:</b>	3.6 million (2016)
<b>Currency:</b>	Leu

<b>Head of State</b>
President HE Mr Igor Dodon
<b>Head of Government</b>
Prime Minister HE Mr Pavel Filip

## Economic indicators (a)

	2012	2013	2014	2015	2016	2017
<b>GDP (US\$b) (current prices)</b>	7.3	8.0	8.0	6.5	6.8	7.4
<b>GDP per capita (US\$)</b>	2,046.2	2,244.5	2,245.5	1,828.4	1,900.9	2,089.1
<b>GDP PPP (Int'l \$b)</b>	15.0	16.7	17.8	18.0	18.9	20.2
<b>GDP per capita PPP (Int'l \$)</b>	4,225.6	4,699.9	5,016.8	5,053.5	5,328.0	5,697.5
<b>Real GDP growth (% change yoy)</b>	-0.7	9.4	4.8	-0.4	4.0	4.5
<b>Current account balance (US\$b)</b>	-0.5	-0.4	-0.4	-0.3	-0.2	-0.3
<b>Current account balance (% GDP)</b>	-7.5	-5.2	-5.3	-5.0	-3.4	-3.8
<b>Inflation (% change yoy)</b>	4.6	4.6	5.1	9.6	6.4	5.5
<b>Unemployment (% labour force)</b>	5.6	5.1	3.9	4.9	4.2	4.3



## Australia's trade and investment relationship with Moldova (b)

### Australian merchandise trade with Moldova, 2016 (A\$000)

Exports to Moldova	44
Imports from Moldova	1,230
Total merchandise trade (exports + imports)	1,274

	Total share	Rank	Growth (yoy)
Exports to Moldova	0.0%	208th	-65.6%
Imports from Moldova	0.0%	144th	-16.8%
Total merchandise trade (exports + imports)	0.0%	190th	-20.7%

### Major Australian exports, 2016 (A\$000)

Paper & paperboard	19
Medical electrodiagnostic apparatus	8
Pumps (excl liquid pumps) & parts	7

### Major Australian imports, 2016 (A\$000)

Footwear	254
Other textile clothing	157
Clothing accessories, nes	144
Travel goods, bags & like containers	122

\*Includes \$10,000 of special transactions, 23% of total exports.

### Australia's trade in services with Moldova, 2016 (A\$m)

Exports of services to Moldova	1
Imports of services from Moldova	1

	Total share	Rank	Growth (yoy)
Exports of services to Moldova	0.0%	154th	0.0%
Imports of services from Moldova	0.0%	164th	0.0%

### Australia's investment relationship with Moldova, 2016 (A\$m)

Australia's investment in Moldova	0
Moldova's investment in Australia	0

	Total	FDI
Australia's investment in Moldova	0	0
Moldova's investment in Australia	0	0

## Moldova's global merchandise trade relationships

### Moldova's principal export destinations, 2016

1 Romania	25.1%
2 Russian Federation	11.4%
3 Italy	9.7%
80 Australia	0.0%

### Moldova's principal import sources, 2016

1 Romania	13.7%
2 Russian Federation	13.3%
3 China	9.8%
80 Australia	0.0%