



Australian Government

Department of Foreign Affairs and Trade

MONTENEGRO



Fact sheets are updated biannually; June and December

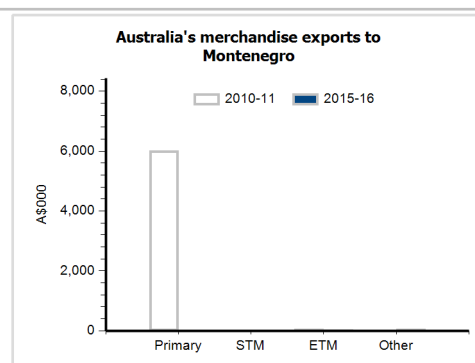
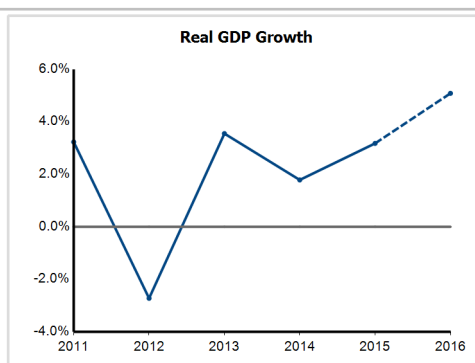
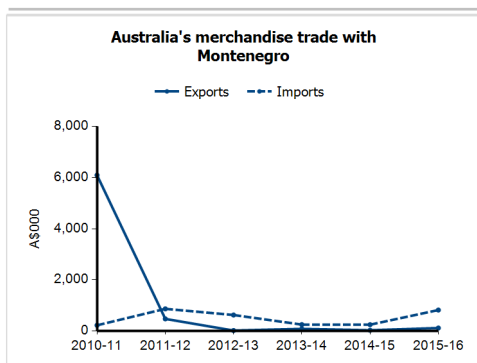
General information

Capital: Podgorica
Land area: 13,450 sq km
Official language(s): Serbian
Population: 622,000 (2015)
Currency: Euro

Head of State
 President HE Mr Filip Vujanović
Head of Government
 Prime Minister HE Mr Duško Marković

Economic indicators (a)

	2011	2012	2013	2014	2015	2016
GDP (US\$b) (current prices)	4.5	4.1	4.5	4.6	4.0	4.2
GDP per capita (US\$)	7,325.7	6,590.4	7,189.2	7,389.9	6,409.2	6,809.2
GDP PPP (Int'l \$b)	8.9	8.8	9.2	9.6	10.0	10.6
GDP per capita PPP (Int'l \$)	14,273.4	14,129.0	14,852.4	15,373.1	16,016.5	17,035.0
Real GDP growth (% change yoy)	3.2	-2.7	3.5	1.8	3.2	5.1
Current account balance (% GDP)	-17.6	-18.5	-14.5	-15.2	-9.7	-10.3
Current account balance (US\$b)	-0.8	-0.8	-0.6	-0.7	-0.4	-0.4
Inflation (% change yoy)	3.1	3.6	2.2	-0.7	1.6	0.5
Unemployment (% labour force)	19.7	19.6	19.5	19.1	na	na



Australia's trade and investment relationship with Montenegro (b)

Australian merchandise trade with Montenegro, 2015-16 (A\$000)	Total share	Rank	Growth (yoy)	
Exports to Montenegro	113	0.0%	204th	351.3%
Imports from Montenegro	817	0.0%	161st	235.8%
Total merchandise trade (exports + imports)	929	0.0%	198th	246.5%

Major Australian exports, 2015-16 (A\$000)

Specialised machinery & parts	30
Perfumery & cosmetics (excl soap)	9
Worn clothing & rags	8
Other textile clothing	4

Major Australian imports, 2015-16 (A\$000)

Electric power machinery & parts	161
Lime, cement & construction materials	129
Electrical circuits equipment	91
Non-electrical machinery & parts	64

*Includes \$0.1m of special transactions, 48% of total exports.

Australia's trade in services with Montenegro, 2015-16 (A\$m)

	Total share	Rank	Growth (yoy)	
Exports of services to Montenegro	1	0.0%	157th	0.0%
Imports of services from Montenegro	5	0.0%	124th	0.0%

Australia's investment relationship with Montenegro, 2015 (A\$m)

	Total	FDI
Australia's investment in Montenegro	0	0
Montenegro's investment in Australia	0	0

Montenegro's global merchandise trade relationships

Montenegro's principal export destinations, 2015

1 Serbia	22.1%
2 Italy	12.6%
3 Bosnia-Herzegovina	9.3%
44 Australia	0.0%

Montenegro's principal import sources, 2015

1 Serbia	28.2%
2 China	10.3%
3 Bosnia-Herzegovina	6.5%
72 Australia	0.0%

Compiled by the Economic Diplomacy, Trade Advocacy & Statistics Section, DFAT, using the latest data from the ABS, the IMF and various international sources.

(a) Economic indicators data is from the IMF WEO where available, the EIU or other reputable source. Data may include forecasts or projections for recent years. GNI may be shown in lieu of GDP for countries where GDP data is unavailable.
 (b) Merchandise trade data is based on published and unpublished ABS data. May exclude confidential items of trade. Totals may not add up due to rounding. Investment data is stocks as at end December.

All data may be subject to future revisions.

GDP - Gross Domestic Product PPP - Purchasing power parity GNI - Gross National Income na - Data is not available np - Data is not published .. - Data is not meaningful Primary - Primary goods STM - Simply transformed manufactures
 ETM - Elaborately transformed manufactures Other - Other goods including non-monetary gold f.c.f. - Fresh, chilled or frozen nes - Not elsewhere specified