



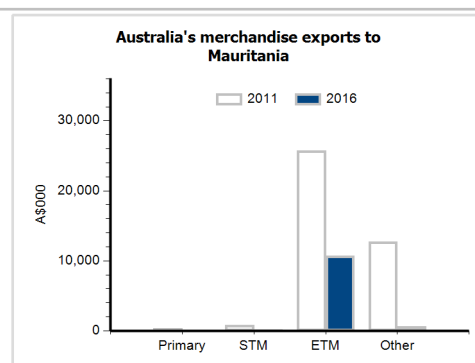
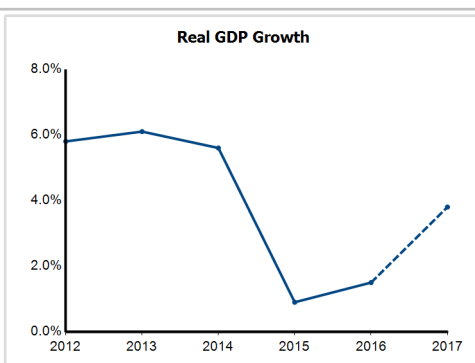
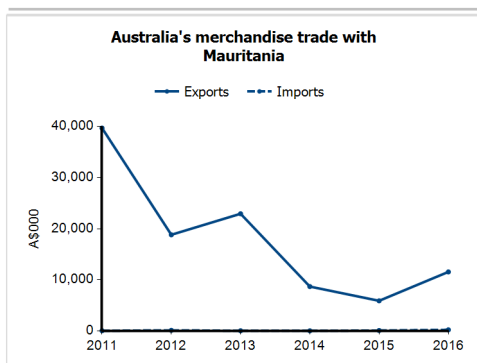
General information

Capital:	Nouakchott
Land area:	1,030,700 sq km
Official language(s):	Arabic
Population:	3.8 million (2016)
Currency:	Ouguiya

Head of State	President HE Mr Mohamed Ould Abdel Aziz
Head of Government	Prime Minister HE Yahya Ould Hademine

Economic indicators (a)

	2012	2013	2014	2015	2016	2017
GDP (US\$b) (current prices)	5.2	5.7	5.4	4.8	4.7	5.1
GDP per capita (US\$)	1,515.4	1,618.2	1,488.8	1,307.1	1,242.6	1,304.4
GDP PPP (Int'l \$b)	13.5	14.6	15.6	16.0	16.4	17.4
GDP per capita PPP (Int'l \$)	3,911.0	4,116.3	4,321.1	4,307.2	4,328.0	4,488.1
Real GDP growth (% change yoy)	5.8	6.1	5.6	0.9	1.5	3.8
Current account balance (US\$b)	-1.3	-1.3	-1.5	-1.0	-0.8	-0.8
Current account balance (% GDP)	-24.1	-22.0	-27.3	-19.7	-16.2	-15.1
Inflation (% change yoy)	4.9	4.1	3.8	0.5	1.5	3.6
Unemployment (% labour force)	10.1	10.1	10.1	11.1	11.7	na



Australia's trade and investment relationship with Mauritania (b)

Australian merchandise trade with Mauritania, 2016 (A\$000)

Exports to Mauritania	11,543
Imports from Mauritania	211
Total merchandise trade (exports + imports)	11,754

	Total share	Rank	Growth (yoy)
Exports to Mauritania	0.0%	110th	96.0%
Imports from Mauritania	0.0%	177th	178.6%
Total merchandise trade (exports + imports)	0.0%	139th	97.1%

Major Australian exports, 2016 (A\$000)

Civil engineering equipment & parts	3,279
Measuring & analysing instruments	1,750
Specialised machinery & parts	1,515
Mechanical handling equip & parts	734

Major Australian imports, 2016 (A\$000)

Salts of inorganic acids & metals	106
Fish, f.c.f.	60
Essential oils & perfumes	13
Floor coverings	12

Australia's trade in services with Mauritania, 2016 (A\$m)

Exports of services to Mauritania	1
Imports of services from Mauritania	0

	Total share	Rank	Growth (yoy)
Exports of services to Mauritania	0.0%	154th	..
Imports of services from Mauritania	0.0%	..	-100.0%

Australia's investment relationship with Mauritania, 2016 (A\$m)

Australia's investment in Mauritania	np
Mauritania's investment in Australia	0

	Total	FDI
Australia's investment in Mauritania	np	np
Mauritania's investment in Australia	0	0

Mauritania's global merchandise trade relationships

Mauritania's principal export destinations, 2016

1 China	36.9%
2 Switzerland	13.5%
3 Spain	8.9%
63 Australia	0.0%

Mauritania's principal import sources, 2016

1 United States	13.4%
2 United Arab Emirates	11.9%
3 Belgium	9.2%
25 Australia	0.6%