



## General information

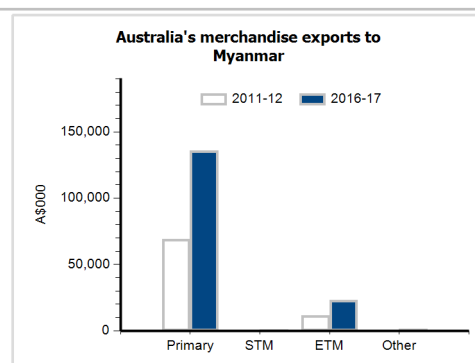
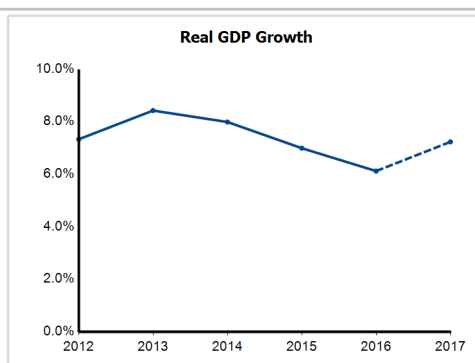
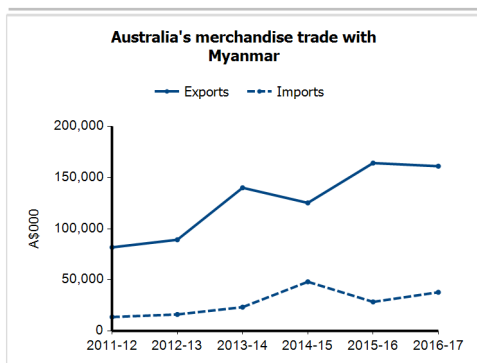
<b>Capital:</b>	Nay Pyi Taw
<b>Land area:</b>	653,290 sq km
<b>Official language(s):</b>	Burmese
<b>Population:</b>	52.3 million (2016)
<b>Currency:</b>	Kyat

## Head of State and Head of Government

President HE U Win Myint

## Economic indicators (a)

	2012	2013	2014	2015	2016	2017
<b>GDP (US\$b) (current prices)</b>	59.7	60.1	65.6	59.5	64.4	67.0
<b>GDP per capita (US\$)</b>	1,181.9	1,179.6	1,275.3	1,147.3	1,231.8	1,272.0
<b>GDP PPP (Int'l \$b)</b>	215.4	237.3	260.9	282.2	303.3	330.9
<b>GDP per capita PPP (Int'l \$)</b>	4,262.7	4,655.8	5,074.3	5,442.8	5,804.0	6,285.2
<b>Real GDP growth (% change yoy)</b>	7.3	8.4	8.0	7.0	6.1	7.2
<b>Current account balance (US\$b)</b>	-2.4	-2.9	-2.1	-3.1	-3.8	-4.4
<b>Current account balance (% GDP)</b>	-4.0	-4.9	-3.3	-5.2	-5.9	-6.6
<b>Inflation (% change yoy)</b>	2.8	5.7	5.1	10.0	6.8	6.5
<b>Unemployment (% labour force)</b>	4.0	4.0	4.0	4.0	4.0	4.0



## Australia's trade and investment relationship with Myanmar (b)

### Australian merchandise trade with Myanmar, 2016-17 (A\$000)

		<b>Total share</b>	<b>Rank</b>	<b>Growth (yoy)</b>
Exports to Myanmar	161,151	0.1%	52nd	-1.9%
Imports from Myanmar	37,789	0.0%	75th	33.1%
Total merchandise trade (exports + imports)	198,940	0.0%	69th	3.3%

### Major Australian exports, 2016-17 (A\$000)

Wheat	111,594
Medicaments (incl veterinary)	8,344
Pigments, paints & varnishes	7,613
Coal	7,304

### Major Australian imports, 2016-17 (A\$000)

Crustaceans, f.c.f.	6,111
Fish, f.c.f.	4,886
Seafood, prepared or preserved	3,540
Vegetables, f.c.f.	3,261

### Australia's trade in services with Myanmar, 2016-17 (A\$m)

		<b>Total share</b>	<b>Rank</b>	<b>Growth (yoy)</b>
Exports of services to Myanmar	85	0.1%	59th	13.3%
Imports of services from Myanmar	40	0.0%	79th	-32.2%

### Australia's investment relationship with Myanmar, 2016 (A\$m)

	<b>Total</b>	<b>FDI</b>
Australia's investment in Myanmar	np	np
Myanmar's investment in Australia	np	0

## Myanmar's global merchandise trade relationships

### Myanmar's principal export destinations, 2016

1 China	40.8%
2 Thailand	19.2%
3 India	8.9%
28 Australia	0.2%

### Myanmar's principal import sources, 2016

1 China	34.4%
2 Singapore	14.5%
3 Thailand	12.7%
13 Australia	0.7%