

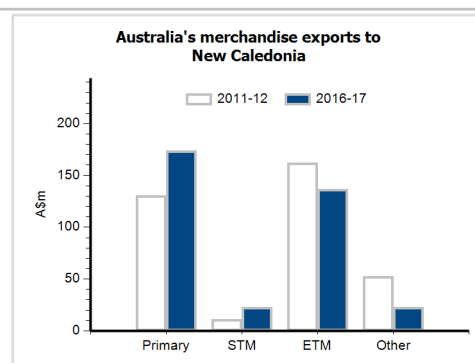
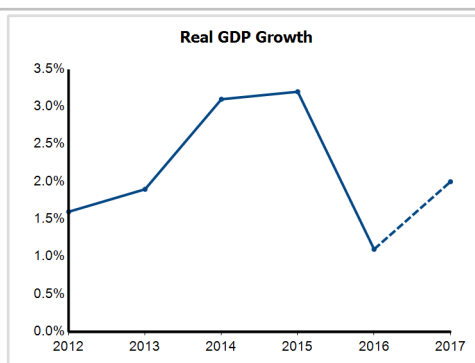
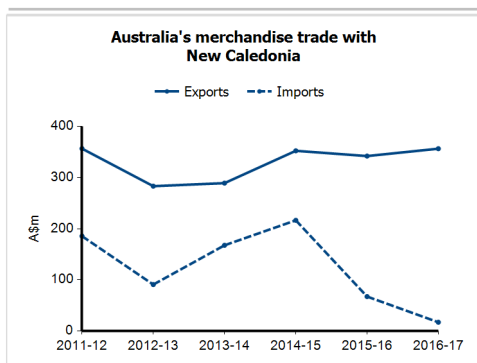
General information

Capital:	Noumea
Land area:	18,280 sq km
Official language(s):	French
Population:	300,000 (2016)
Currency:	CFP Franc

Head of State
President Mr Philippe Germain
Head of Government
President of the Government of New Caledonia Mr Philippe Germain

Economic indicators (a)

	2012	2013	2014	2015	2016	2017
GDP (US\$b) (current prices)	9.4	9.9	10.3	8.9	9.2	9.8
GDP per capita (US\$)	31,333.3	33,000.0	34,333.3	29,666.7	30,666.7	32,666.7
GDP PPP (Int'l \$b)	na	na	na	na	na	na
GDP per capita PPP (Int'l \$)	na	na	na	na	na	na
Real GDP growth (% change yoy)	1.6	1.9	3.1	3.2	1.1	2.0
Current account balance (US\$b)	-1.9	-1.8	-1.3	-1.1	na	na
Current account balance (% GDP)	-20.6	-18.2	-12.2	-12.4	na	na
Inflation (% change yoy)	1.7	1.3	0.2	0.6	0.6	1.4
Unemployment (% labour force)	14.0	14.0	14.0	14.5	14.9	na



Australia's trade and investment relationship with New Caledonia (b)

Australian merchandise trade with New Caledonia, 2016-17 (A\$m)	Total share	Rank	Growth (yoy)	
Exports to New Caledonia	357	0.1%	42nd	4.2%
Imports from New Caledonia	17	0.0%	98th	-74.8%
Total merchandise trade (exports + imports)	374	0.1%	57th	-8.8%

Major Australian exports, 2016-17 (A\$m)

Coal	103
Civil engineering equipment & parts	26
Liquefied propane & butane	19
Ships, boats & floating structures	13

Major Australian imports, 2016-17 (A\$m)

Trailers, semi-trailers & containers	9
Crustaceans, f.c.f.	2
Non-ferrous waste & scrap	1
Non-electrical machinery & parts	1

Australia's trade in services with New Caledonia, 2016-17 (A\$m)

	Total share	Rank	Growth (yoy)	
Exports of services to New Caledonia	160	0.2%	45th	-7.0%
Imports of services from New Caledonia	73	0.1%	64th	2.8%

Australia's investment relationship with New Caledonia, 2016 (A\$m)

	Total	FDI
Australia's investment in New Caledonia	38	np
New Caledonia's investment in Australia	358	np

New Caledonia's global merchandise trade relationships

New Caledonia's principal export destinations, 2015

1 China	35.7%
2 Japan	15.9%
3 Republic of Korea	15.1%
11 Australia	1.0%

New Caledonia's principal import sources, 2015

1 France	25.7%
2 China	10.2%
3 Singapore	8.2%
6 Australia	5.7%