



## General information

Fact sheets are updated biannually; June and December

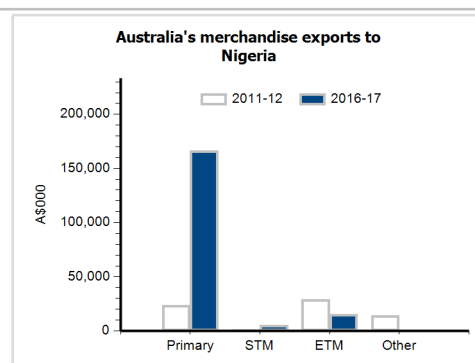
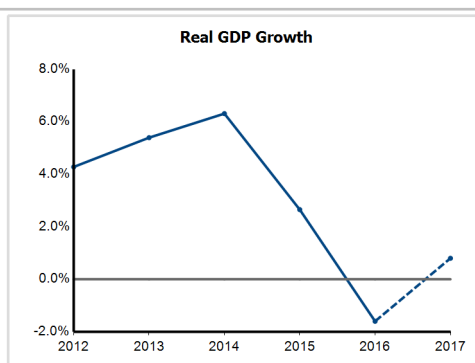
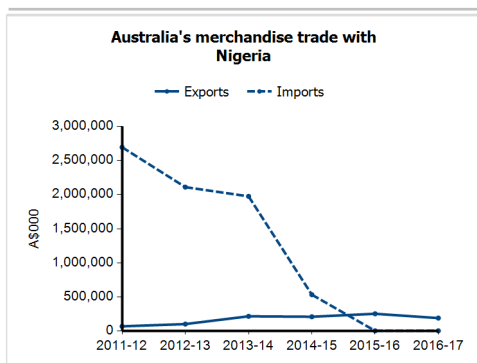
<b>Capital:</b>	Abuja
<b>Land area:</b>	910,770 sq km
<b>Official language(s):</b>	English
<b>Population:</b>	183.6 million (2016)
<b>Currency:</b>	Naira

## Head of State and Head of Government

President HE Muhammadu Buhari

## Economic indicators (a)

	2012	2013	2014	2015	2016	2017
<b>GDP (US\$b) (current prices)</b>	461.0	515.0	568.5	493.8	405.4	394.8
<b>GDP per capita (US\$)</b>	2,797.9	3,042.0	3,268.4	2,763.2	2,207.9	2,092.5
<b>GDP PPP (Int'l \$b)</b>	909.7	974.3	1,054.4	1,094.1	1,090.1	1,118.4
<b>GDP per capita PPP (Int'l \$)</b>	5,521.8	5,755.4	6,061.7	6,121.6	5,936.2	5,927.5
<b>Real GDP growth (% change yoy)</b>	4.3	5.4	6.3	2.7	-1.6	0.8
<b>Current account balance (US\$b)</b>	17.4	19.0	0.9	-15.8	2.7	7.7
<b>Current account balance (% GDP)</b>	3.8	3.7	0.2	-3.2	0.7	1.9
<b>Inflation (% change yoy)</b>	12.2	8.5	8.0	9.0	15.7	16.3
<b>Unemployment (% labour force)</b>	10.6	10.0	7.8	9.0	13.4	na



## Australia's trade and investment relationship with Nigeria (b)

### Australian merchandise trade with Nigeria, 2016-17 (A\$000)

Exports to Nigeria	188,068
Imports from Nigeria	1,310
Total merchandise trade (exports + imports)	189,378

	Total share	Rank	Growth (yoy)
Exports to Nigeria	0.1%	50th	-25.2%
Imports from Nigeria	0.0%	147th	5.6%
Total merchandise trade (exports + imports)	0.0%	70th	-25.1%

### Major Australian exports, 2016-17 (A\$000)

Wheat	121,691
Edible products & preparations, nes	33,666
Animal oils & fats	9,448
Paper & paperboard	5,368

### Major Australian imports, 2016-17 (A\$000)

Oil-seeds & oleaginous fruits, soft	455
Liquefied propane & butane	438
Misc manufactured articles, nes	136
Fuel wood	72

### Australia's trade in services with Nigeria, 2016-17 (A\$m)

Exports of services to Nigeria	135
Imports of services from Nigeria	19

	Total share	Rank	Growth (yoy)
Exports of services to Nigeria	0.2%	48th	37.8%
Imports of services from Nigeria	0.0%	96th	18.8%

### Australia's investment relationship with Nigeria, 2016 (A\$m)

Australia's investment in Nigeria	120
Nigeria's investment in Australia	np

	Total	FDI
Australia's investment in Nigeria	120	np
Nigeria's investment in Australia	np	np

## Nigeria's global merchandise trade relationships

### Nigeria's principal export destinations, 2015

1 India	18.1%
2 The Netherlands	8.5%
3 Spain	8.2%
85 Australia	0.0%

### Nigeria's principal import sources, 2015

1 China	25.8%
2 United States	6.4%
3 The Netherlands	6.1%
31 Australia	0.4%