



General information

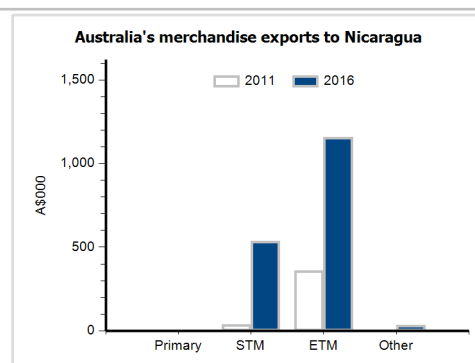
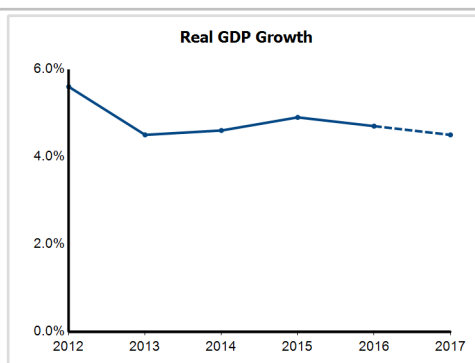
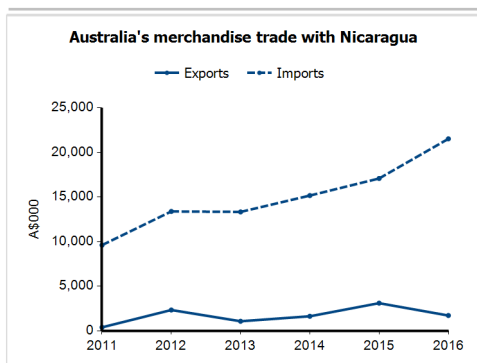
Capital:	Managua
Land area:	120,340 sq km
Official language(s):	Spanish
Population:	6.2 million (2016)
Currency:	Cordoba

Head of State and Head of Government

President HE Mr Daniel Ortega Saavedra

Economic indicators (a)

	2012	2013	2014	2015	2016	2017
GDP (US\$b) (current prices)	10.4	10.9	11.8	12.7	13.0	13.7
GDP per capita (US\$)	1,776.2	1,829.0	1,960.5	2,086.9	2,120.3	2,207.9
GDP PPP (Int'l \$b)	26.4	28.0	29.8	31.6	33.6	35.8
GDP per capita PPP (Int'l \$)	4,488.2	4,712.4	4,958.8	5,200.3	5,451.7	5,755.1
Real GDP growth (% change yoy)	5.6	4.5	4.6	4.9	4.7	4.5
Current account balance (US\$b)	-1.1	-1.2	-0.9	-1.0	-1.2	-1.3
Current account balance (% GDP)	-10.5	-10.9	-7.7	-8.2	-9.5	-9.4
Inflation (% change yoy)	7.2	7.1	6.0	4.0	3.1	5.9
Unemployment (% labour force)	6.8	5.3	5.6	6.0	5.9	6.2



Australia's trade and investment relationship with Nicaragua (b)

Australian merchandise trade with Nicaragua, 2016 (A\$000)

		Total share	Rank	Growth (yoy)
Exports to Nicaragua	1,726	0.0%	165th	-44.5%
Imports from Nicaragua	21,538	0.0%	91st	26.0%
Total merchandise trade (exports + imports)	23,265	0.0%	119th	15.1%

Major Australian exports, 2016 (A\$000)

Electrical circuits equipment	724
Fertilisers (excl crude)	529
Medical instruments (incl veterinary)	110
Plastic monofilament	80

Major Australian imports, 2016 (A\$000)

Coffee & substitutes	11,152
Oil-seeds & oleaginous fruits, soft	3,155
Crustaceans, f.c.f.	2,942
Other textile clothing	2,257

Australia's trade in services with Nicaragua, 2016 (A\$m)

		Total share	Rank	Growth (yoy)
Exports of services to Nicaragua	0	0.0%	..	-100.0%
Imports of services from Nicaragua	3	0.0%	138th	-40.0%

Australia's investment relationship with Nicaragua, 2016 (A\$m)

	Total	FDI
Australia's investment in Nicaragua	0	0
Nicaragua's investment in Australia	0	0

Nicaragua's global merchandise trade relationships

Nicaragua's principal export destinations, 2015

1 United States	53.7%
2 Mexico	11.1%
3 Venezuela	6.2%
22 Australia	0.2%

Nicaragua's principal import sources, 2015

1 United States	18.0%
2 China	14.4%
3 Mexico	10.4%
44 Australia	0.1%