

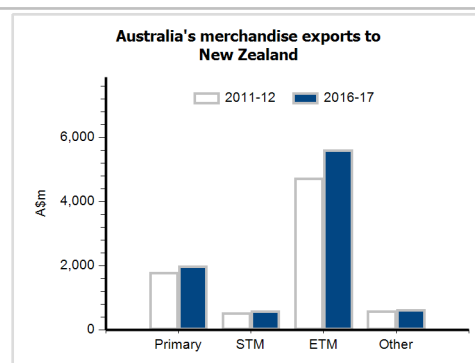
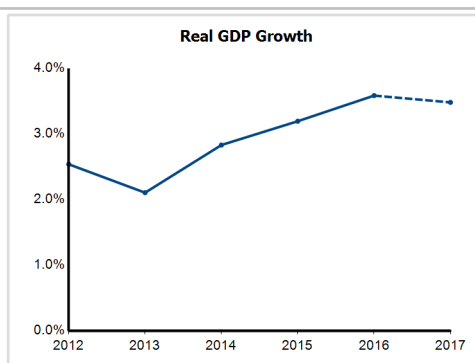
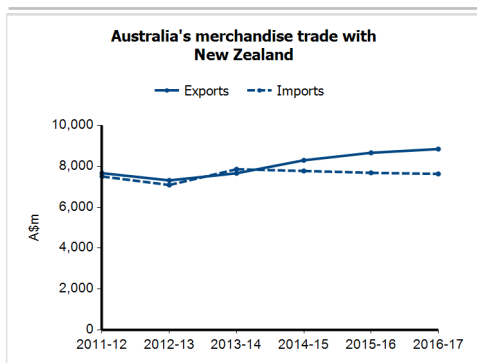
General information

Capital:	Wellington
Land area:	263,310 sq km
Official language(s):	English, Māori, NZ Sign Language
Population:	4.7 million (2016)
Currency:	New Zealand dollar

Head of State	HM Queen Elizabeth II, represented by the Governor-General HE The Right Honourable Dame Patsy Reddy
Head of Government	Prime Minister The Rt Hon Jacinda Ardern

Economic indicators (a)

	2012	2013	2014	2015	2016	2017
GDP (US\$b) (current prices)	175.1	186.8	199.0	173.3	181.7	200.8
GDP per capita (US\$)	39,553.6	41,737.6	43,694.5	37,300.5	38,277.9	41,629.3
GDP PPP (Int'l \$b)	148.5	154.0	161.2	168.2	176.4	185.7
GDP per capita PPP (Int'l \$)	33,541.9	34,412.8	35,398.6	36,188.5	37,164.5	38,501.5
Real GDP growth (% change yoy)	2.5	2.1	2.8	3.2	3.6	3.5
Current account balance (US\$b)	-6.9	-5.9	-6.4	-5.8	-5.0	-7.2
Current account balance (% GDP)	-3.9	-3.2	-3.2	-3.4	-2.8	-3.6
Inflation (% change yoy)	1.1	1.1	1.2	0.3	0.6	2.2
Unemployment (% labour force)	6.4	5.8	5.4	5.4	5.1	4.9



Australia's trade and investment relationship with New Zealand (b)

Australian merchandise trade with New Zealand, 2016-17 (A\$m)	Total share	Rank	Growth (yoy)
Exports to New Zealand	3.0%	7th	2.1%
Imports from New Zealand	2.7%	9th	-0.7%
Total merchandise trade (exports + imports)	2.9%	7th	0.8%

Major Australian exports, 2016-17 (A\$m)

Medical instruments (incl veterinary)	332
Computers	318
Medicaments (incl veterinary)	277
Passenger motor vehicles	246

Major Australian imports, 2016-17 (A\$m)

Edible products & preparations, nes	742
Crude petroleum	572
Gold	518
Tobacco, manufactured	515

Australia's trade in services with New Zealand, 2016-17 (A\$m)

	Total share	Rank	Growth (yoy)
Exports of services to New Zealand	6.4%	5th	19.2%
Imports of services from New Zealand	6.1%	4th	12.1%

Major Australian services exports, 2016-17 (A\$m)

Personal travel excluding education	2,345
Transport	632

Major Australian services imports, 2016-17 (A\$m)

Personal travel excluding education	3,101
Transport	709

Australia's investment relationship with New Zealand, 2016 (A\$m)

	Total	FDI
Australia's investment in New Zealand	106,905	66,604
New Zealand's investment in Australia	46,209	7,225

New Zealand's global merchandise trade relationships

New Zealand's principal export destinations, 2016

1 China	19.4%
2 Australia	17.0%
3 United States	10.9%
4 Japan	6.2%

New Zealand's principal import sources, 2016

1 China	19.9%
2 Australia	12.5%
3 United States	11.4%
4 Japan	7.1%