



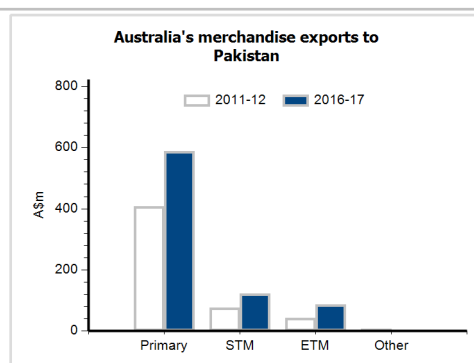
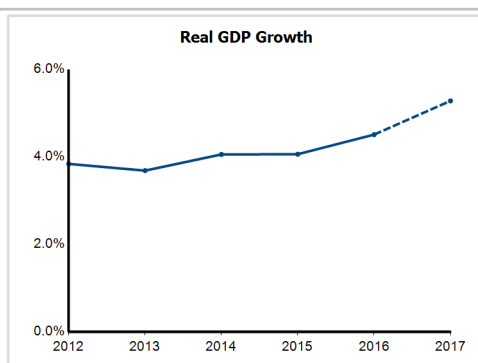
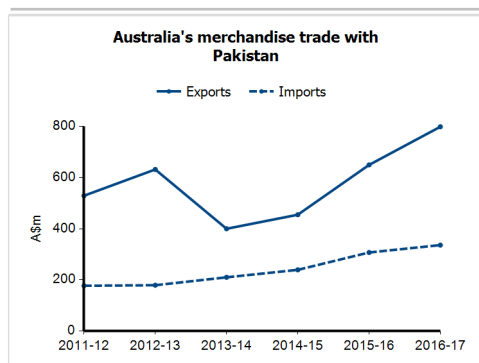
General information

Capital:	Islamabad
Land area:	770,880 sq km
Official language(s):	Urdu, English
Population:	193.6 million (2016)
Currency:	Pakistan rupee

Head of State	President HE Mr Mamnoon Hussain
Head of Government	Prime Minister HE Mr Shahid Khaqan Abbasi

Economic indicators (a)

	2012	2013	2014	2015	2016	2017
GDP (US\$b) (current prices)	224.4	231.2	244.4	270.6	278.9	na
GDP per capita (US\$)	1,241.7	1,259.6	1,312.4	1,425.0	1,441.0	na
GDP PPP (Int'l \$b)	793.9	836.4	885.9	931.9	986.3	1,056.4
GDP per capita PPP (Int'l \$)	4,393.0	4,556.2	4,758.1	4,907.8	5,095.4	5,353.7
Real GDP growth (% change yoy)	3.8	3.7	4.1	4.1	4.5	5.3
Current account balance (US\$b)	-4.7	-2.5	-3.1	-2.7	-4.9	na
Current account balance (% GDP)	-2.1	-1.1	-1.3	-1.0	-1.7	-4.0
Inflation (% change yoy)	11.0	7.4	8.6	4.5	2.9	4.1
Unemployment (% labour force)	6.0	6.0	6.0	5.9	6.0	6.0



Australia's trade and investment relationship with Pakistan (b)

Australian merchandise trade with Pakistan, 2016-17 (A\$m)	Total share	Rank	Growth (yoy)	
Exports to Pakistan	799	0.3%	30th	23.0%
Imports from Pakistan	336	0.1%	49th	9.4%
Total merchandise trade (exports + imports)	1,135	0.2%	37th	18.6%

Major Australian exports, 2016-17 (A\$m)

Vegetables, f.c.f.	465
Fertilisers (excl crude)	87
Ferrous waste & scrap	36
Oil-seeds & oleaginous fruits, soft	30

Major Australian imports, 2016-17 (A\$m)

Made-up textile articles, nes	85
Crude petroleum	75
Rice	21
Other textile clothing	14

Australia's trade in services with Pakistan, 2016-17 (A\$m)

	Total share	Rank	Growth (yoy)	
Exports of services to Pakistan	662	0.8%	23rd	0.2%
Imports of services from Pakistan	137	0.2%	44th	23.4%

Australia's investment relationship with Pakistan, 2016 (A\$m)

	Total	FDI
Australia's investment in Pakistan	np	np
Pakistan's investment in Australia	36	np

Pakistan's global merchandise trade relationships

Pakistan's principal export destinations, 2016

1 United States	16.7%
2 China	7.7%
3 United Kingdom	7.6%
17 Australia	1.2%

Pakistan's principal import sources, 2016

1 China	29.1%
2 United Arab Emirates	13.2%
3 Indonesia	4.4%
22 Australia	0.9%