



General information

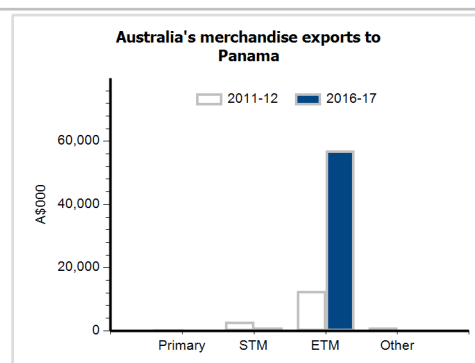
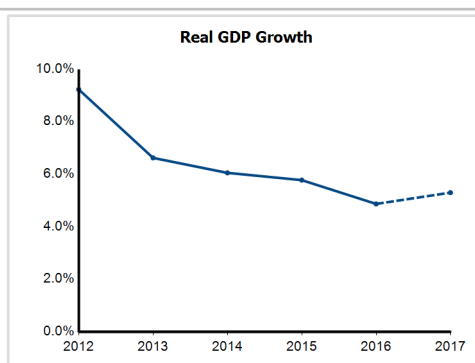
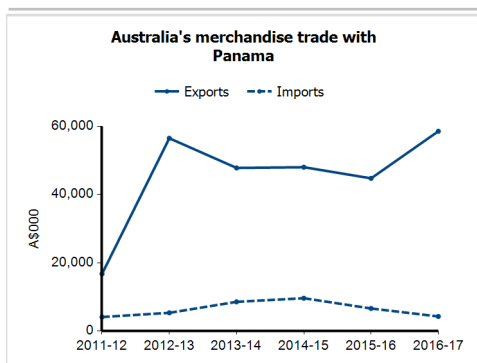
Capital:	Panama City
Land area:	74,340 sq km
Official language(s):	Spanish
Population:	4.0 million (2016)
Currency:	United States Dollar

Head of State and Head of Government

President HE Mr Juan Carlos Varela

Economic indicators (a)

	2012	2013	2014	2015	2016	2017
GDP (US\$b) (current prices)	40.0	44.9	49.2	52.1	55.2	59.1
GDP per capita (US\$)	10,549.1	11,648.7	12,563.9	13,113.7	13,670.3	14,409.3
GDP PPP (Int'l \$b)	69.9	75.7	81.7	87.4	92.8	99.4
GDP per capita PPP (Int'l \$)	18,447.6	19,659.1	20,884.1	21,981.2	22,989.4	24,262.4
Real GDP growth (% change yoy)	9.2	6.6	6.1	5.8	4.9	5.3
Current account balance (US\$b)	-4.2	-4.4	-6.7	-3.8	-3.2	-3.0
Current account balance (% GDP)	-10.5	-9.8	-13.7	-7.3	-5.7	-5.1
Inflation (% change yoy)	5.7	4.0	2.6	0.1	0.7	1.6
Unemployment (% labour force)	4.1	4.1	4.8	5.1	5.5	5.5



Australia's trade and investment relationship with Panama (b)

Australian merchandise trade with Panama, 2016-17 (A\$000)

Exports to Panama	58,603
Imports from Panama	4,242
Total merchandise trade (exports + imports)	62,845

	Total share	Rank	Growth (yoy)
Exports to Panama	0.0%	69th	30.8%
Imports from Panama	0.0%	121st	-35.5%
Total merchandise trade (exports + imports)	0.0%	88th	22.3%

Major Australian exports, 2016-17 (A\$000)

Misc manufactured articles, nes	34,287
Plastic tubes, pipes & hoses	5,403
Pumps for liquids & parts	2,017
Electrical machinery & parts, nes	1,887

Major Australian imports, 2016-17 (A\$000)

Coffee & substitutes	2,066
Computer parts & accessories	595
Fixed vegetable oils & fats, hard	281
Rubber tyres, treads & tubes	268

Australia's trade in services with Panama, 2016-17 (A\$m)

Exports of services to Panama	32
Imports of services from Panama	7

	Total share	Rank	Growth (yoy)
Exports of services to Panama	0.0%	84th	18.5%
Imports of services from Panama	0.0%	120th	16.7%

Australia's investment relationship with Panama, 2016 (A\$m)

Australia's investment in Panama	287
Panama's investment in Australia	np

	Total	FDI
Australia's investment in Panama	287	np
Panama's investment in Australia	np	np

Panama's global merchandise trade relationships

Panama's principal export destinations, 2016

1 United States	20.6%
2 Colombia	9.5%
3 Costa Rica	6.7%
51 Australia	0.1%

Panama's principal import sources, 2016

1 China	31.3%
2 Singapore	18.9%
3 United States	9.5%
50 Australia	0.1%