



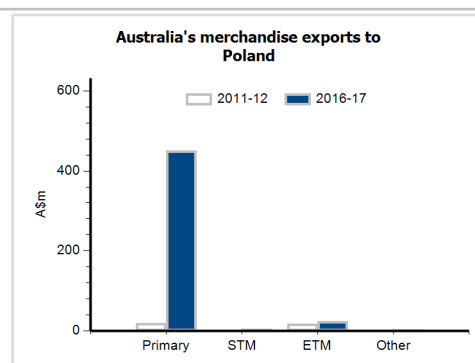
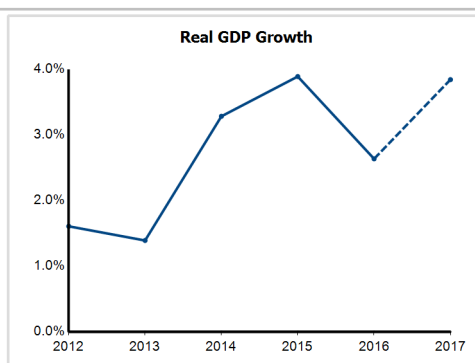
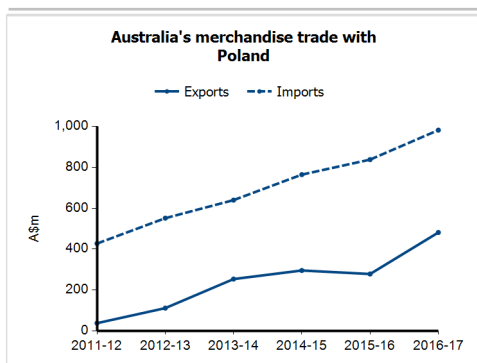
General information

Capital:	Warsaw
Land area:	306,220 sq km
Official language(s):	Polish
Population:	38.0 million (2016)
Currency:	Zloty

Head of State	President HE Andrzej Duda
Head of Government	Prime Minister Mr Mateusz Morawiecki

Economic indicators (a)

	2012	2013	2014	2015	2016	2017
GDP (US\$b) (current prices)	500.8	524.4	545.1	477.3	469.3	510.0
GDP per capita (US\$)	13,157.8	13,776.9	14,336.8	12,559.4	12,361.3	13,429.4
GDP PPP (Int'l \$b)	889.2	916.1	963.1	1,011.4	1,051.3	1,110.7
GDP per capita PPP (Int'l \$)	23,359.5	24,067.7	25,333.6	26,612.8	27,690.4	29,250.7
Real GDP growth (% change yoy)	1.6	1.4	3.3	3.9	2.6	3.8
Current account balance (US\$b)	-18.6	-6.7	-11.4	-2.9	-1.0	-5.0
Current account balance (% GDP)	-3.7	-1.3	-2.1	-0.6	-0.2	-1.0
Inflation (% change yoy)	3.7	0.9	0.0	-0.9	-0.6	1.9
Unemployment (% labour force)	10.1	10.3	9.0	7.5	6.2	4.8



Australia's trade and investment relationship with Poland (b)

Australian merchandise trade with Poland, 2016-17 (A\$m)	Total share	Rank	Growth (yoy)
Exports to Poland	0.2%	36th	73.0%
Imports from Poland	0.4%	30th	17.2%
Total merchandise trade (exports + imports)	0.3%	36th	31.1%

Major Australian exports, 2016-17 (A\$m)

Coal	309
Copper ores & concentrates	56
Other ores & concentrates	48
Oil-seeds & oleaginous fruits, soft	18

Major Australian imports, 2016-17 (A\$m)

Passenger motor vehicles	171
Telecom equipment & parts	85
Household-type equipment, nes	45
Tobacco, manufactured	37

Australia's trade in services with Poland, 2016-17 (A\$m)

	Total share	Rank	Growth (yoy)
Exports of services to Poland	0.2%	50th	-3.9%
Imports of services from Poland	0.1%	55th	1.0%

Australia's investment relationship with Poland, 2016 (A\$m)

	Total	FDI
Australia's investment in Poland	946	np
Poland's investment in Australia	np	2

Poland's global merchandise trade relationships

Poland's principal export destinations, 2016

1 Germany	27.0%
2 United Kingdom	6.6%
3 Czech Republic	6.5%
41 Australia	0.3%

Poland's principal import sources, 2016

1 Germany	22.9%
2 China	12.4%
3 Russian Federation	6.1%
47 Australia	0.2%