



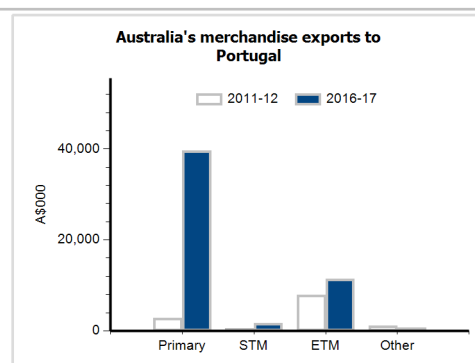
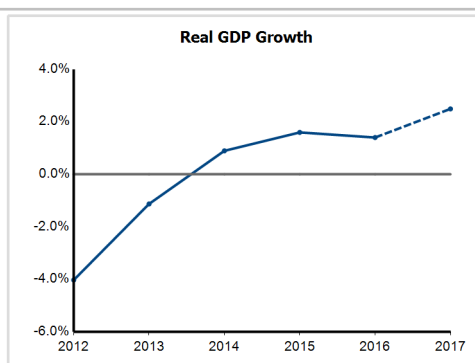
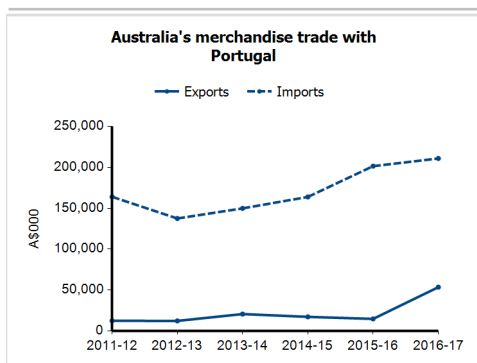
General information

Capital:	Lisbon
Land area:	91,590 sq km
Official language(s):	Portuguese
Population:	10.3 million (2016)
Currency:	Euro

Head of State	President HE Prof Marcelo Rebelo de Sousa
Head of Government	Prime Minister HE Dr Antonio Costa

Economic indicators (a)

	2012	2013	2014	2015	2016	2017
GDP (US\$b) (current prices)	216.5	226.1	230.0	199.2	204.6	211.7
GDP per capita (US\$)	20,588.9	21,625.5	22,112.5	19,221.9	19,820.8	20,575.0
GDP PPP (Int'l \$b)	274.4	275.6	283.1	290.7	298.6	311.3
GDP per capita PPP (Int'l \$)	26,093.2	26,359.0	27,218.0	28,056.5	28,916.0	30,257.7
Real GDP growth (% change yoy)	-4.0	-1.1	0.9	1.6	1.4	2.5
Current account balance (US\$b)	-3.9	3.6	0.3	0.2	1.5	0.9
Current account balance (% GDP)	-1.8	1.6	0.1	0.1	0.7	0.4
Inflation (% change yoy)	2.8	0.4	-0.2	0.5	0.6	1.6
Unemployment (% labour force)	15.5	16.2	13.9	12.4	11.1	9.7



Australia's trade and investment relationship with Portugal (b)

Australian merchandise trade with Portugal, 2016-17 (A\$000)	Total share	Rank	Growth (yoy)	
Exports to Portugal	53,482	0.0%	72nd	264.8%
Imports from Portugal	210,903	0.1%	57th	4.6%
Total merchandise trade (exports + imports)	264,385	0.0%	62nd	22.3%

Major Australian exports, 2016-17 (A\$000)

Oil-seeds & oleaginous fruits, soft	36,833
Electrical circuits equipment	2,616
Electrical distributing equipment	2,159
Hides & skins, raw (excl furskins)	1,645

Major Australian imports, 2016-17 (A\$000)

Footwear	24,973
Cork manufactures	21,569
Mineral manufactures, nes	17,256
Other textile clothing	13,506

Australia's trade in services with Portugal, 2016-17 (A\$m)

	Total share	Rank	Growth (yoy)	
Exports of services to Portugal	65	0.1%	65th	3.2%
Imports of services from Portugal	53	0.1%	70th	-32.9%

Australia's investment relationship with Portugal, 2016 (A\$m)

	Total	FDI
Australia's investment in Portugal	391	12
Portugal's investment in Australia	90	np

Portugal's global merchandise trade relationships

Portugal's principal export destinations, 2016

1 Spain	26.2%
2 France	12.6%
3 Germany	11.6%
41 Australia	0.2%

Portugal's principal import sources, 2016

1 Spain	32.8%
2 Germany	13.5%
3 France	7.8%
88 Australia	0.0%