



General information

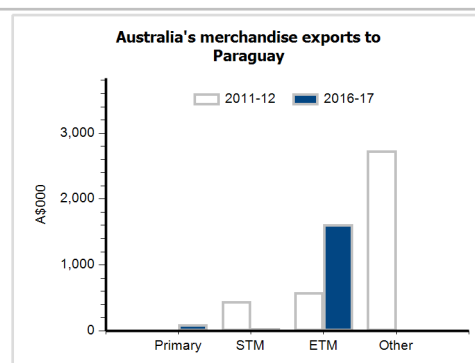
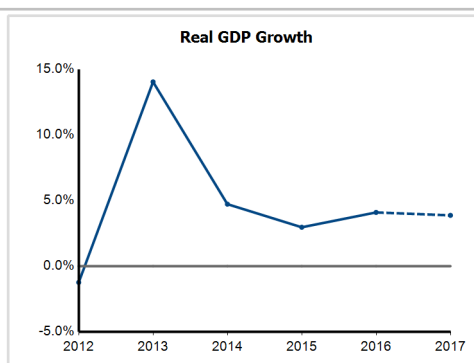
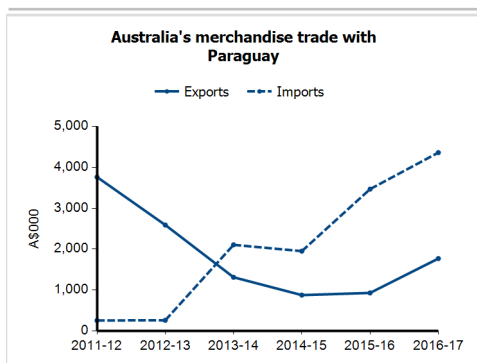
Capital:	Asunción
Land area:	397,300 sq km
Official language(s):	Spanish, Guaraní
Population:	6.9 million (2016)
Currency:	Guaraní

Head of State and Head of Government

President HE Mr Horacio Cartes

Economic indicators (a)

	2012	2013	2014	2015	2016	2017
GDP (US\$b) (current prices)	24.6	29.0	30.9	27.3	27.4	28.8
GDP per capita (US\$)	3,806.7	4,416.2	4,638.7	4,038.4	4,003.3	4,138.8
GDP PPP (Int'l \$b)	47.5	55.1	58.7	61.1	64.4	68.0
GDP per capita PPP (Int'l \$)	7,352.8	8,393.0	8,815.1	9,040.8	9,393.6	9,785.5
Real GDP growth (% change yoy)	-1.2	14.0	4.7	3.0	4.1	3.9
Current account balance (US\$m)	-501.0	478.0	-127.0	-287.0	460.0	327.0
Current account balance (% GDP)	-2.0	1.7	-0.4	-1.1	1.7	1.1
Inflation (% change yoy)	3.7	2.7	5.0	3.1	4.1	3.5
Unemployment (% labour force)	4.6	5.0	6.0	5.4	6.0	6.5



Australia's trade and investment relationship with Paraguay (b)

Australian merchandise trade with Paraguay, 2016-17 (A\$000)

		Total share	Rank	Growth (yoy)
Exports to Paraguay	1,769	0.0%	161st	90.5%
Imports from Paraguay	4,362	0.0%	120th	25.8%
Total merchandise trade (exports + imports)	6,131	0.0%	154th	39.4%

Major Australian exports, 2016-17 (A\$000)

Coated flat-rolled iron & steel	1,031
Rubber tyres, treads & tubes	166
Pharm products (excl medicaments)	126
Crude animal matter, nes	92

Major Australian imports, 2016-17 (A\$000)

Oil-seeds & oleaginous fruits, hard	3,468
Sugars, molasses & honey	202
Furniture, mattresses & cushions	177
Fuel wood	151

Australia's trade in services with Paraguay, 2016-17 (A\$m)

		Total share	Rank	Growth (yoy)
Exports of services to Paraguay	4	0.0%	128th	100.0%
Imports of services from Paraguay	3	0.0%	138th	200.0%

Australia's investment relationship with Paraguay, 2016 (A\$m)

	Total	FDI
Australia's investment in Paraguay	np	0
Paraguay's investment in Australia	np	0

Paraguay's global merchandise trade relationships

Paraguay's principal export destinations, 2016

1 Brazil	35.4%
2 Argentina	10.7%
3 Russian Federation	7.6%
68 Australia	0.0%

Paraguay's principal import sources, 2016

1 China	27.1%
2 Brazil	24.2%
3 Argentina	14.7%
59 Australia	0.0%