



## General information

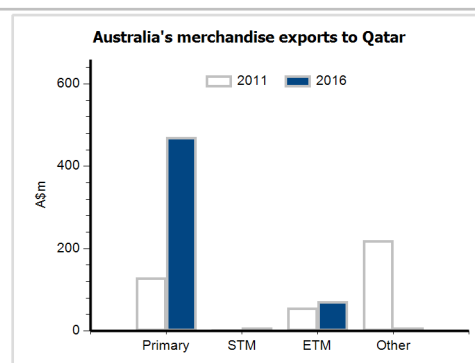
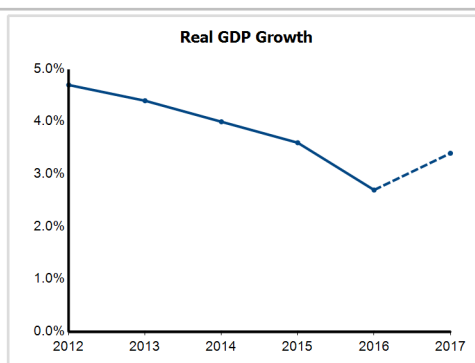
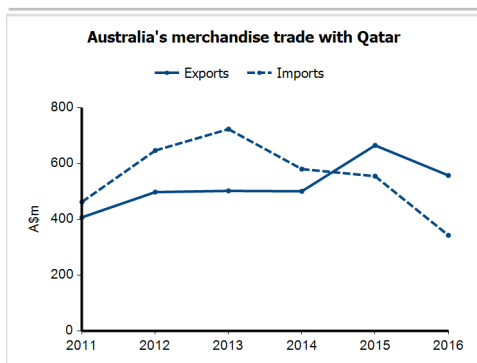
Fact sheets are updated biannually; June and December

<b>Capital:</b>	Doha
<b>Land area:</b>	11,610 sq km
<b>Official language(s):</b>	Arabic
<b>Population:</b>	2.6 million (2016)
<b>Currency:</b>	Qatari riyal

<b>Head of State</b>	Emir of the State of Qatar HH Sheikh Tamim bin Hamad Al Thani
<b>Head of Government</b>	Prime Minister HE Sheikh Abdullah bin Nasser bin Khalifa Al Thani

## Economic indicators (a)

	2012	2013	2014	2015	2016	2017
<b>GDP (US\$b) (current prices)</b>	186.8	198.7	206.2	164.6	156.7	173.6
<b>GDP per capita (US\$)</b>	101,723.7	97,166.0	92,252.8	68,004.0	60,786.7	64,446.8
<b>GDP PPP (Int'l \$b)</b>	269.2	285.6	302.3	316.4	329.2	347.9
<b>GDP per capita PPP (Int'l \$)</b>	146,570.5	139,648.4	135,229.3	130,686.0	127,659.6	129,112.3
<b>Real GDP growth (% change yoy)</b>	4.7	4.4	4.0	3.6	2.7	3.4
<b>Current account balance (US\$b)</b>	62.0	60.5	49.4	13.8	-3.5	1.2
<b>Current account balance (% GDP)</b>	33.2	30.4	24.0	8.4	-2.2	0.7
<b>Inflation (% change yoy)</b>	1.9	3.1	3.4	1.8	2.7	2.6
<b>Unemployment (% labour force)</b>	0.5	0.3	0.2	0.2	0.2	na



## Australia's trade and investment relationship with Qatar (b)

Australian merchandise trade with Qatar, 2016 (A\$m)		Total share	Rank	Growth (yoy)
Exports to Qatar	558	0.2%	32nd	-16.2%
Imports from Qatar	343	0.1%	46th	-38.2%
Total merchandise trade (exports + imports)	901	0.2%	40th	-26.2%

## Major Australian exports, 2016 (A\$m)

Aluminium ores & conc (incl alumina)	247
Meat (excl beef), f.c.f.	115
Live animals (excl seafood)	62
Beef, f.c.f.	30

## Major Australian imports, 2016 (A\$m)

Fertilisers (excl crude)	181
Aluminium	58
Sulphur & iron pyrites	19
Primary ethylene polymers	19

\*Includes \$54.3m of confidential items, 16% of total imports.

## Australia's trade in services with Qatar, 2016 (A\$m)

		Total share	Rank	Growth (yoy)
Exports of services to Qatar	200	0.3%	38th	66.7%
Imports of services from Qatar	592	0.8%	27th	45.1%

## Australia's investment relationship with Qatar, 2016 (A\$m)

	Total	FDI
Australia's investment in Qatar	419	-4
Qatar's investment in Australia	np	np

## Qatar's global merchandise trade relationships

## Qatar's principal export destinations, 2015

1 Japan	20.8%
2 Republic of Korea	17.3%
3 India	11.9%
24 Australia	0.5%

## Qatar's principal import sources, 2015

1 China	11.5%
2 United States	11.0%
3 United Arab Emirates	8.8%
13 Australia	1.9%