



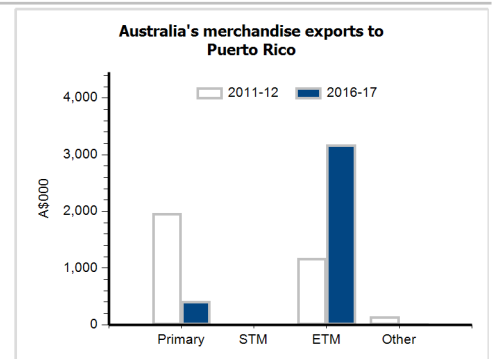
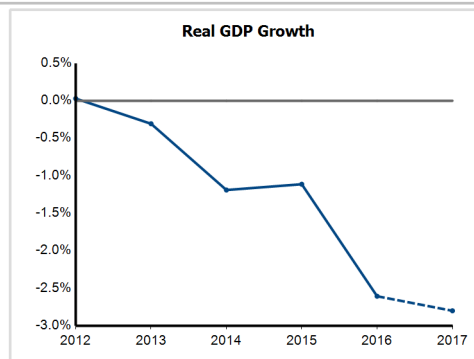
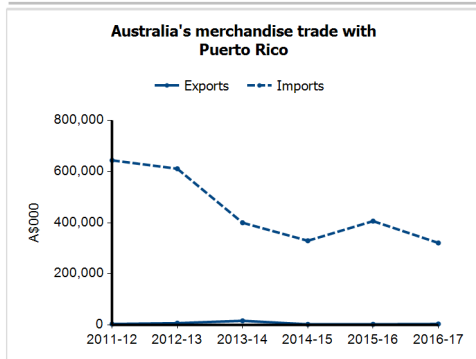
## General information

<b>Capital:</b>	San Juan
<b>Land area:</b>	8,870 sq km
<b>Official language(s):</b>	English, Spanish
<b>Population:</b>	3.4 million (2016)
<b>Currency:</b>	United States dollar

<b>Head of State</b>	President The Honorable Donald J. Trump
<b>Head of Government</b>	Governor, Ricardo Rossello

## Economic indicators (a)

	2012	2013	2014	2015	2016	2017
<b>GDP (US\$b) (current prices)</b>	101.6	102.5	102.4	103.1	105.0	103.2
<b>GDP per capita (US\$)</b>	27,944.7	28,513.2	28,981.3	29,688.6	30,790.1	30,728.8
<b>GDP PPP (Int'l \$b)</b>	128.2	129.8	130.6	130.5	128.7	127.3
<b>GDP per capita PPP (Int'l \$)</b>	35,259.8	36,131.0	36,939.9	37,570.1	37,740.9	37,895.4
<b>Real GDP growth (% change yoy)</b>	0.0	-0.3	-1.2	-1.1	-2.6	-2.8
<b>Current account balance (US\$b)</b>	3.6	4.8	4.3	7.5	8.6	8.2
<b>Current account balance (% GDP)</b>	3.5	4.7	4.2	7.3	8.2	7.9
<b>Inflation (% change yoy)</b>	1.3	1.1	0.6	-0.8	-0.3	1.1
<b>Unemployment (% labour force)</b>	14.5	14.3	13.9	12.0	11.8	11.5



## Australia's trade and investment relationship with Puerto Rico (b)

Australian merchandise trade with Puerto Rico, 2016-17 (A\$000)	Total share	Rank	Growth (yoy)
Exports to Puerto Rico	0.0%	143rd	59.4%
Imports from Puerto Rico	0.1%	50th	-21.0%
Total merchandise trade (exports + imports)	0.1%	59th	-20.6%

### Major Australian exports, 2016-17 (A\$000)

Heating & cooling equipment & parts	1,003
Specialised machinery & parts	803
Rubber tyres, treads & tubes	754
Alcoholic beverages	264

### Major Australian imports, 2016-17 (A\$000)

Organo-inorganic compounds	88,793
Essential oils & perfumes	86,923
Medicaments (incl veterinary)	47,729
Pharm products (excl medicaments)	38,972

### Australia's trade in services with Puerto Rico, 2016-17 (A\$m)

	Total share	Rank	Growth (yoy)
Exports of services to Puerto Rico	0.0%	154th	0.0%
Imports of services from Puerto Rico	0.0%	117th	33.3%

### Australia's investment relationship with Puerto Rico, 2016 (A\$m)

	Total	FDI
Australia's investment in Puerto Rico	109	np
Puerto Rico's investment in Australia	np	np

## Puerto Rico's global merchandise trade relationships

### Puerto Rico's principal export destinations, 2015

1 Belgium	22.2%
2 The Netherlands	15.1%
3 Japan	7.1%
18 Australia	0.8%

### Puerto Rico's principal import sources, 2015

1 Ireland	29.8%
2 Singapore	18.1%
3 Belgium	4.2%
71 Australia	0.0%