



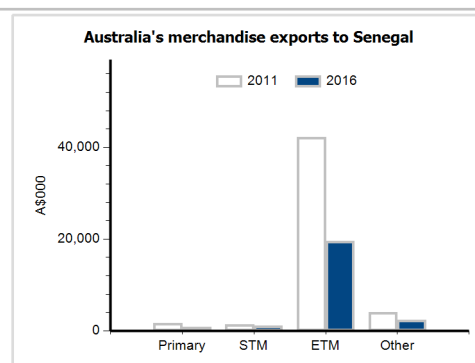
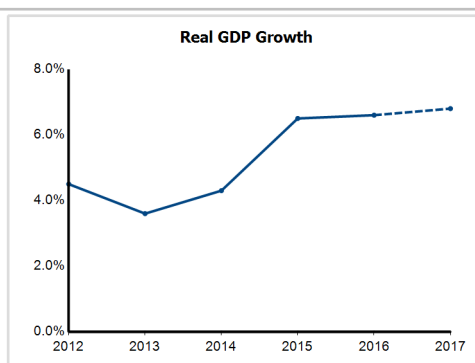
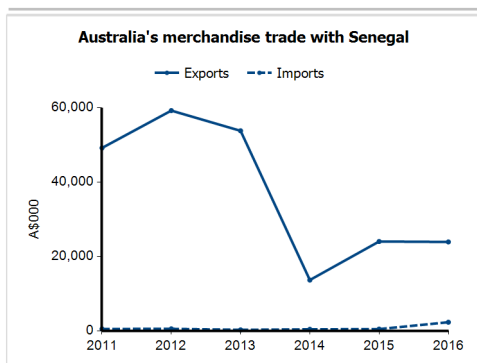
## General information

<b>Capital:</b>	Dakar
<b>Land area:</b>	192,530 sq km
<b>Official language(s):</b>	French
<b>Population:</b>	15.4 million (2016)
<b>Currency:</b>	CFA franc

<b>Head of State</b>	President HE Macky Sall
<b>Head of Government</b>	Prime Minister HE Mohamed Boun Abdallah Dionne

## Economic indicators (a)

	2012	2013	2014	2015	2016	2017
<b>GDP (US\$b) (current prices)</b>	14.2	14.9	15.4	13.7	14.8	15.4
<b>GDP per capita (US\$)</b>	1,037.4	1,051.9	1,056.6	913.1	959.7	973.1
<b>GDP PPP (Int'l \$b)</b>	30.6	32.2	34.2	36.8	39.7	43.3
<b>GDP per capita PPP (Int'l \$)</b>	2,226.3	2,276.8	2,349.1	2,456.3	2,576.6	2,732.1
<b>Real GDP growth (% change yoy)</b>	4.5	3.6	4.3	6.5	6.6	6.8
<b>Current account balance (US\$b)</b>	-1.5	-1.6	-1.4	-1.0	-1.1	-1.2
<b>Current account balance (% GDP)</b>	-10.8	-10.4	-8.9	-7.4	-7.1	-7.8
<b>Inflation (% change yoy)</b>	1.4	0.7	-1.1	0.1	0.9	1.9
<b>Unemployment (% labour force)</b>	10.4	10.4	10.4	9.8	9.5	na



## Australia's trade and investment relationship with Senegal (b)

Australian merchandise trade with Senegal, 2016 (A\$000)	Total share	Rank	Growth (yoy)	
Exports to Senegal	23,945	0.0%	87th	-0.5%
Imports from Senegal	2,335	0.0%	128th	382.8%
Total merchandise trade (exports + imports)	26,280	0.0%	113th	7.1%

### Major Australian exports, 2016 (A\$000)

Specialised machinery & parts	3,912
Mechanical handling equip & parts	2,949
Civil engineering equipment & parts	1,705
Manufactures of base metal, nes	1,497

### Major Australian imports, 2016 (A\$000)

Cutlery	1,734
Other ores & concentrates	200
Organo-inorganic compounds	118
Furniture, mattresses & cushions	111

### Australia's trade in services with Senegal, 2016 (A\$m)

	Total share	Rank	Growth (yoy)	
Exports of services to Senegal	38	0.1%	77th	..
Imports of services from Senegal	2	0.0%	147th	100.0%

### Australia's investment relationship with Senegal, 2016 (A\$m)

	Total	FDI
Australia's investment in Senegal	np	np
Senegal's investment in Australia	np	np

## Senegal's global merchandise trade relationships

### Senegal's principal export destinations, 2016

1 Mali	17.5%
2 Switzerland	10.2%
3 India	7.9%
81 Australia	0.0%

### Senegal's principal import sources, 2016

1 France	15.9%
2 China	10.3%
3 Nigeria	7.8%
47 Australia	0.1%