



Australian Government

Department of Foreign Affairs and Trade

SERBIA



Fact sheets are updated biannually; June and December

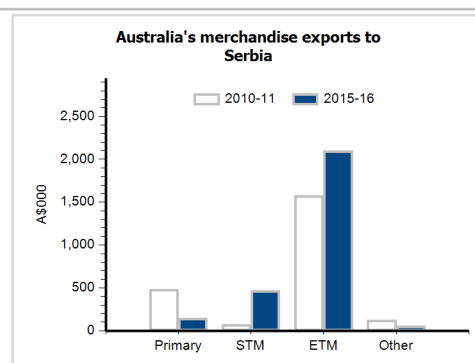
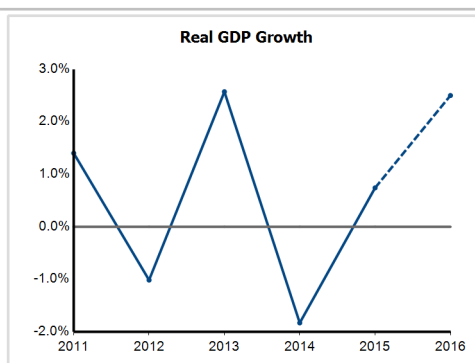
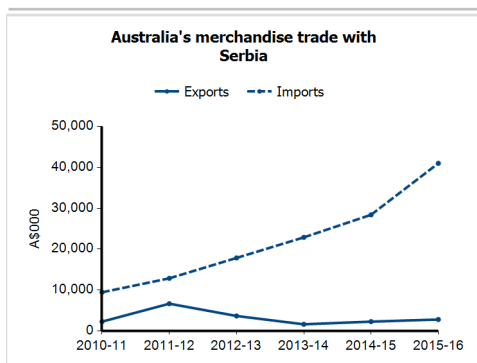
General information

Capital:	Belgrade
Land area:	77,474 sq km
Official language(s):	Serbian
Population:	7.1 million (2015)
Currency:	Dinar

Head of State	President HE Mr Tomislav Nikolić
Head of Government	Prime Minister Aleksandar Vučić

Economic indicators (a)

	2011	2012	2013	2014	2015	2016
GDP (US\$b) (current prices)	46.5	40.7	45.5	44.2	36.5	37.8
GDP per capita (US\$)	6,424.0	5,656.3	6,351.7	6,199.1	5,119.8	5,293.9
GDP PPP (Int'l \$b)	91.4	92.1	96.0	95.9	97.7	101.5
GDP per capita PPP (Int'l \$)	12,628.4	12,792.4	13,398.3	13,453.7	13,699.2	14,226.2
Real GDP growth (% change yoy)	1.4	-1.0	2.6	-1.8	0.7	2.5
Current account balance (US\$b)	-4.0	-4.7	-2.8	-2.6	-1.8	-1.6
Current account balance (% GDP)	-8.6	-11.5	-6.1	-6.0	-4.8	-4.2
Inflation (% change yoy)	11.1	7.3	7.7	2.1	1.4	1.3
Unemployment (% labour force)	23.6	24.6	23.0	20.1	18.5	18.6



Australia's trade and investment relationship with Serbia (b)

Australian merchandise trade with Serbia, 2015-16 (A\$000)

Exports to Serbia	2,789
Imports from Serbia	40,998
Total merchandise trade (exports + imports)	43,786

	Total share	Rank	Growth (yoy)
Exports to Serbia	0.0%	155th	23.1%
Imports from Serbia	0.0%	71st	44.3%
Total merchandise trade (exports + imports)	0.0%	97th	42.8%

Major Australian exports, 2015-16 (A\$000)

Food processing machines & parts	443
Paper & paperboard	439
Measuring & analysing instruments	424
Medical instruments (incl veterinary)	232

Major Australian imports, 2015-16 (A\$000)

Fruit, prepared or preserved	7,112
Pumps for liquids & parts	5,785
Medical instruments (incl veterinary)	4,241
Optical instruments	2,896

Australia's trade in services with Serbia, 2015-16 (A\$m)

Exports of services to Serbia	18
Imports of services from Serbia	74

	Total share	Rank	Growth (yoy)
Exports of services to Serbia	0.0%	91st	0.0%
Imports of services from Serbia	0.1%	61st	-3.9%

Australia's investment relationship with Serbia, 2015 (A\$m)

Australia's investment in Serbia	np
Serbia's investment in Australia	np

	Total	FDI
Australia's investment in Serbia	np	np
Serbia's investment in Australia	np	0

Serbia's global merchandise trade relationships

Serbia's principal export destinations, 2015

1 Italy	16.2%
2 Germany	12.5%
3 Bosnia-Herzegovina	8.8%
59 Australia	0.1%

Serbia's principal import sources, 2015

1 Germany	12.4%
2 Italy	10.6%
3 Russian Federation	9.6%
75 Australia	0.0%

Compiled by the Economic Diplomacy, Trade Advocacy & Statistics Section, DFAT, using the latest data from the ABS, the IMF and various international sources.

(a) Economic indicators data is from the IMF WEO where available, the EIU or other reputable source. Data may include forecasts or projections for recent years. GNI may be shown in lieu of GDP for countries where GDP data is unavailable.
(b) Merchandise trade data is based on published and unpublished ABS data. May exclude confidential items of trade. Totals may not add up due to rounding. Investment data is stocks as at end December.

All data may be subject to future revisions.

GDP - Gross Domestic Product PPP - Purchasing power parity GNI - Gross National Income na - Data is not available np - Data is not published .. - Data is not meaningful Primary - Primary goods STM - Simply transformed manufactures
ETM - Elaborately transformed manufactures Other - Other goods including non-monetary gold f.c.f. - Fresh, chilled or frozen nes - Not elsewhere specified