



General information

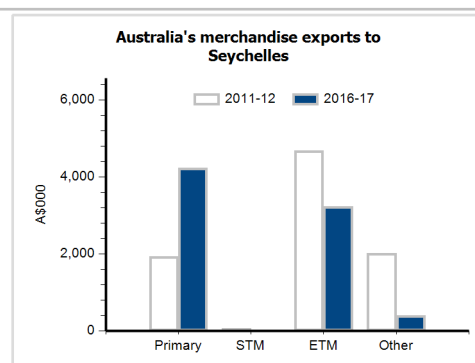
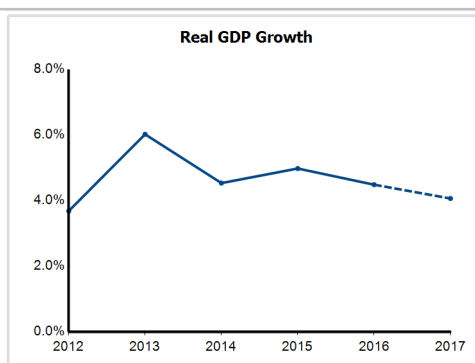
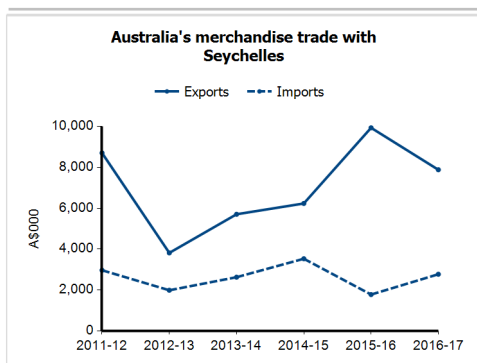
Capital:	Victoria
Land area:	460 sq km
Official language(s):	Creole, English, French
Population:	94,000 (2016)
Currency:	Seychelles rupee

Head of State and Head of Government

President Mr Danny Faure

Economic indicators (a)

	2012	2013	2014	2015	2016	2017
GDP (US\$b) (current prices)	1.1	1.3	1.3	1.4	1.4	1.5
GDP per capita (US\$)	11,999.9	14,762.2	14,701.4	14,782.7	15,234.0	15,658.1
GDP PPP (Int'l \$b)	2.0	2.1	2.3	2.4	2.6	2.7
GDP per capita PPP (Int'l \$)	22,536.1	23,833.9	24,969.5	25,988.1	27,308.3	28,711.6
Real GDP growth (% change yoy)	3.7	6.0	4.5	5.0	4.5	4.1
Current account balance (US\$m)	-224.0	-159.0	-310.0	-256.0	-263.0	-230.0
Current account balance (% GDP)	-21.1	-11.9	-23.1	-18.6	-18.4	-15.6
Inflation (% change yoy)	7.1	4.3	1.4	4.0	-1.0	2.8
Unemployment (% labour force)	3.7	3.3	3.0	2.7	2.7	3.0



Australia's trade and investment relationship with Seychelles (b)

Australian merchandise trade with Seychelles, 2016-17 (A\$000)

Exports to Seychelles	7,885
Imports from Seychelles	2,772
Total merchandise trade (exports + imports)	10,657

	Total share	Rank	Growth (yoy)
Exports to Seychelles	0.0%	123rd	-20.7%
Imports from Seychelles	0.0%	127th	55.9%
Total merchandise trade (exports + imports)	0.0%	143rd	-9.0%

Major Australian exports, 2016-17 (A\$000)

Meat (excl beef), f.c.f.	1,494
Beef, f.c.f.	1,226
Ships, boats & floating structures	756
Glass	546

Major Australian imports, 2016-17 (A\$000)

Animal feed	1,327
Medical instruments (incl veterinary)	998
Ships, boats & floating structures	88
Electrical distributing equipment	64

Australia's trade in services with Seychelles, 2016-17 (A\$m)

Exports of services to Seychelles	3
Imports of services from Seychelles	14

	Total share	Rank	Growth (yoy)
Exports of services to Seychelles	0.0%	134th	0.0%
Imports of services from Seychelles	0.0%	104th	55.6%

Australia's investment relationship with Seychelles, 2016 (A\$m)

Australia's investment in Seychelles	0
Seychelles' investment in Australia	np

	Total	FDI
Australia's investment in Seychelles	0	0
Seychelles' investment in Australia	np	0

Seychelles' global merchandise trade relationships

Seychelles' principal export destinations, 2016

1 United Arab Emirates	26.3%
2 France	22.8%
3 United Kingdom	15.4%
24 Australia	0.3%

Seychelles' principal import sources, 2016

1 Cayman Islands	30.8%
2 United Arab Emirates	15.3%
3 France	8.9%
22 Australia	0.5%