



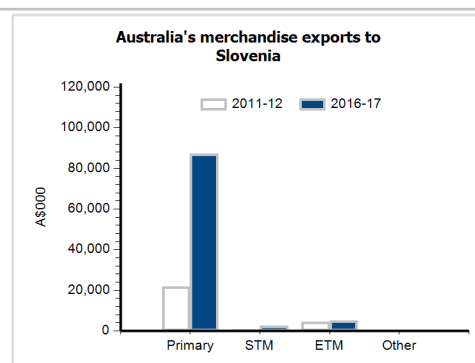
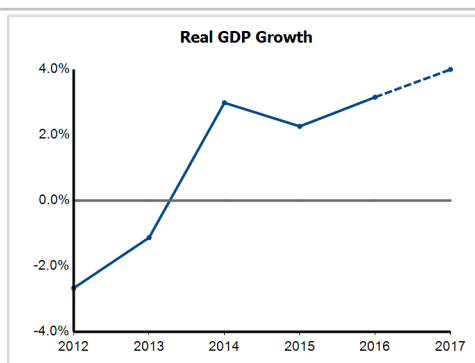
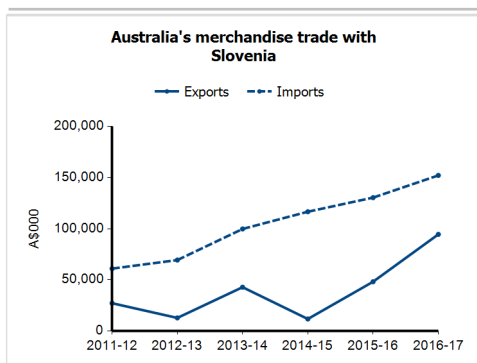
General information

Capital:	Ljubljana
Land area:	20,140 sq km
Official language(s):	Slovene
Population:	2.1 million (2016)
Currency:	Euro

Head of State
President HE Borut Pahor
Head of Government
HE Dr Miro Cerar

Economic indicators (a)

	2012	2013	2014	2015	2016	2017
GDP (US\$b) (current prices)	46.4	48.1	50.0	43.1	44.7	48.1
GDP per capita (US\$)	22,563.2	23,378.1	24,251.4	20,890.3	21,668.1	23,276.5
GDP PPP (Int'l \$b)	58.5	58.7	61.6	63.7	66.5	70.4
GDP per capita PPP (Int'l \$)	28,448.6	28,534.5	29,879.2	30,858.7	32,215.7	34,063.8
Real GDP growth (% change yoy)	-2.7	-1.1	3.0	2.3	3.1	4.0
Current account balance (US\$b)	1.0	2.1	2.9	1.9	2.3	2.4
Current account balance (% GDP)	2.1	4.4	5.8	4.4	5.2	5.0
Inflation (% change yoy)	2.6	1.8	0.2	-0.5	-0.1	1.6
Unemployment (% labour force)	8.9	10.1	9.7	9.0	8.0	6.8



Australia's trade and investment relationship with Slovenia (b)

Australian merchandise trade with Slovenia, 2016-17 (A\$000)

Exports to Slovenia	94,477
Imports from Slovenia	152,167
Total merchandise trade (exports + imports)	246,645

	Total share	Rank	Growth (yoy)
Exports to Slovenia	0.0%	60th	96.3%
Imports from Slovenia	0.1%	60th	16.7%
Total merchandise trade (exports + imports)	0.0%	66th	38.1%

Major Australian exports, 2016-17 (A\$000)

Coal	85,970
Aluminium	1,800
Measuring & analysing instruments	934
Computers	867

Major Australian imports, 2016-17 (A\$000)

Medicaments (incl veterinary)	23,294
Electrical machinery & parts, nes	8,090
Specialised machinery & parts	5,821
Prms, toys, games & sporting goods	5,672

*Includes \$31.1m of confidential items, 20% of total imports.

Australia's trade in services with Slovenia, 2016-17 (A\$m)

Exports of services to Slovenia	19
Imports of services from Slovenia	12

	Total share	Rank	Growth (yoy)
Exports of services to Slovenia	0.0%	92nd	0.0%
Imports of services from Slovenia	0.0%	109th	9.1%

Australia's investment relationship with Slovenia, 2016 (A\$m)

Australia's investment in Slovenia	
Slovenia's investment in Australia	

	Total	FDI
Australia's investment in Slovenia	241	np
Slovenia's investment in Australia	7	0

Slovenia's global merchandise trade relationships

Slovenia's principal export destinations, 2016

1 Germany	19.3%
2 Italy	10.4%
3 Austria	7.4%
37 Australia	0.3%

Slovenia's principal import sources, 2016

1 Germany	16.8%
2 Italy	13.5%
3 Austria	9.9%
75 Australia	0.0%