



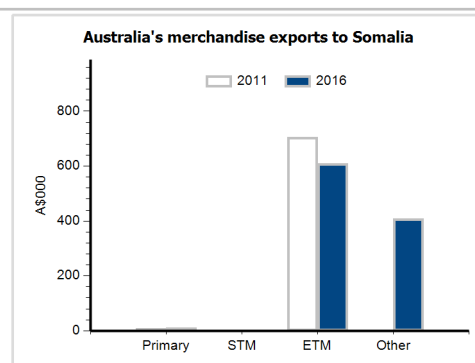
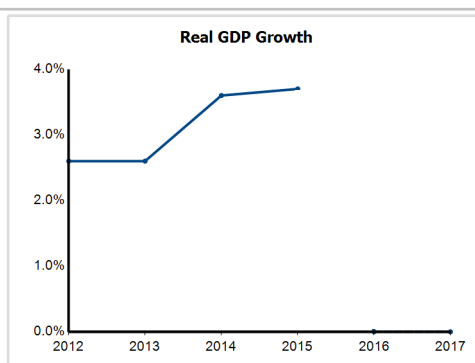
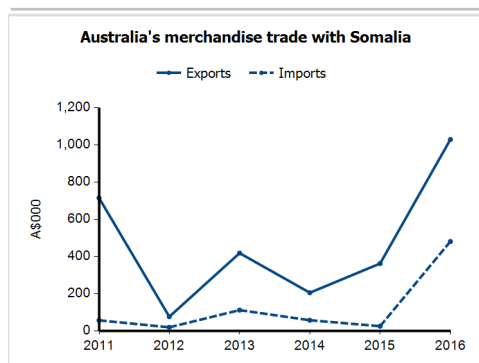
## General information

<b>Capital:</b>	Mogadishu
<b>Land area:</b>	627,340 sq km
<b>Official language(s):</b>	Somali, Arabic
<b>Population:</b>	10.8 million (2016)
<b>Currency:</b>	Somali Shilling

<b>Head of State</b>	President HE Mohamed Abdullahi Mohamed ("Farmaajo")
<b>Head of Government</b>	Prime Minister HE Hassan Ali Khaire

## Economic indicators (a)

	2012	2013	2014	2015	2016	2017
<b>GDP (US\$m) (current prices)</b>	3,935.0	5,352.0	5,647.0	5,925.0	na	na
<b>GDP per capita (US\$)</b>	393.5	519.6	537.8	548.6	na	na
<b>GDP PPP (Int'l \$m)</b>	na	na	na	na	na	na
<b>GDP per capita PPP (Int'l \$)</b>	na	na	na	na	na	na
<b>Real GDP growth (% change yoy)</b>	2.6	2.6	3.6	3.7	na	na
<b>Current account balance (US\$m)</b>	na	na	na	na	na	na
<b>Current account balance (% GDP)</b>	na	na	na	na	na	na
<b>Inflation (% change yoy)</b>	6.7	6.8	6.8	6.7	6.6	na
<b>Unemployment (% labour force)</b>	6.9	6.9	6.9	na	na	na



## Australia's trade and investment relationship with Somalia (b)

### Australian merchandise trade with Somalia, 2016 (A\$000)

Exports to Somalia	1,030
Imports from Somalia	481
Total merchandise trade (exports + imports)	1,511

	Total share	Rank	Growth (yoy)
Exports to Somalia	0.0%	178th	184.1%
Imports from Somalia	0.0%	164th	..
Total merchandise trade (exports + imports)	0.0%	185th	289.6%

### Major Australian exports, 2016 (A\$000)

Electrical machinery & parts, nes	334
Passenger motor vehicles	141
Medical instruments (incl veterinary)	42
Telecom equipment & parts	25

### Major Australian imports, 2016 (A\$000)

Gold	255
Essential oils & perfumes	184
Metal containers	38
Measuring & analysing instruments	3

\*Includes \$0.4m of confidential items & special transactions, 40% of total exports.

### Australia's trade in services with Somalia, 2016 (A\$m)

Exports of services to Somalia	2
Imports of services from Somalia	12

	Total share	Rank	Growth (yoy)
Exports of services to Somalia	0.0%	141st	..
Imports of services from Somalia	0.0%	102nd	300.0%

### Australia's investment relationship with Somalia, 2016 (A\$m)

Australia's investment in Somalia	0
Somalia's investment in Australia	0

	Total	FDI
Australia's investment in Somalia	0	0
Somalia's investment in Australia	0	0

## Somalia's global merchandise trade relationships

### Somalia's principal export destinations, 2015

1 United Arab Emirates	45.8%
2 Yemen	19.7%
3 Oman	15.9%
46 Australia	0.0%

### Somalia's principal import sources, 2015

1 Djibouti	18.7%
2 India	16.5%
3 China	11.8%
60 Australia	0.0%