



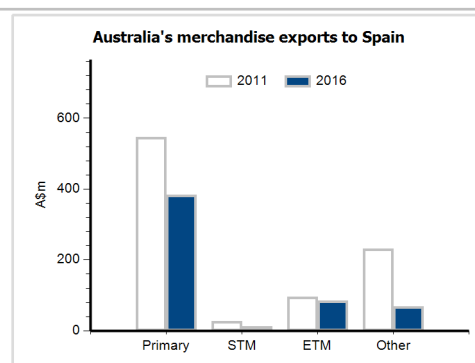
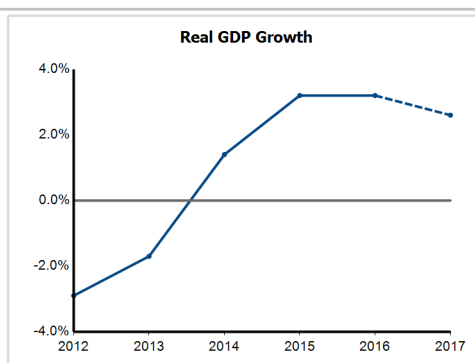
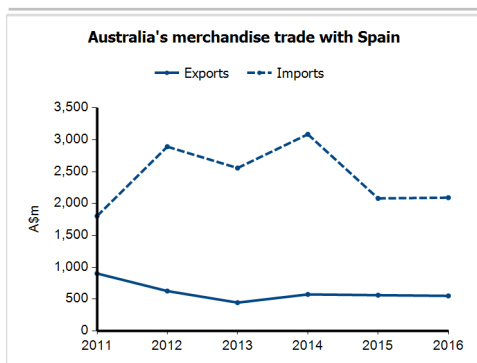
General information

Capital:	Madrid
Land area:	498,800 sq km
Official language(s):	Castilian, Basque, Catalan and Galician
Population:	46.3 million (2016)
Currency:	Euro

Head of State	His Majesty King Felipe VI
Head of Government	Prime Minister HE Mr Mariano Rajoy Brey

Economic indicators (a)

	2012	2013	2014	2015	2016	2017
GDP (US\$b) (current prices)	1,336.7	1,362.2	1,378.0	1,193.6	1,232.6	1,232.4
GDP per capita (US\$)	28,582.2	29,236.0	29,663.9	25,717.6	26,608.9	26,643.4
GDP PPP (Int'l \$b)	1,500.0	1,498.3	1,546.1	1,612.8	1,686.9	1,768.8
GDP per capita PPP (Int'l \$)	32,074.6	32,156.2	33,282.0	34,751.2	36,416.0	38,238.9
Real GDP growth (% change yoy)	-2.9	-1.7	1.4	3.2	3.2	2.6
Current account balance (US\$b)	-3.1	20.7	14.9	16.3	24.7	19.0
Current account balance (% GDP)	-0.2	1.5	1.1	1.4	2.0	1.5
Inflation (% change yoy)	2.4	1.4	-0.1	-0.5	-0.2	2.4
Unemployment (% labour force)	24.8	26.1	24.4	22.1	19.6	17.7



Australia's trade and investment relationship with Spain (b)

Australian merchandise trade with Spain, 2016 (A\$m)	Total share	Rank	Growth (yoy)
Exports to Spain	0.2%	33rd	-2.0%
Imports from Spain	0.8%	23rd	0.6%
Total merchandise trade (exports + imports)	0.5%	27th	0.0%

Major Australian exports, 2016 (A\$m)

Coal	183
Other ores & concentrates	93
Fruit & nuts	81
Electronic integrated circuits	16

Major Australian imports, 2016 (A\$m)

Passenger motor vehicles	331
Medicaments (incl veterinary)	220
Fixed vegetable oils & fats, soft	115
Manufactures of base metal, nes	86

*Includes \$68.4m of confidential items & special transactions, 12% of total exports.

Australia's trade in services with Spain, 2016 (A\$m)

	Total share	Rank	Growth (yoy)
Exports of services to Spain	0.5%	31st	13.1%
Imports of services from Spain	0.4%	31st	-25.1%

Australia's investment relationship with Spain, 2016 (A\$m)

	Total	FDI
Australia's investment in Spain	5,146	62
Spain's investment in Australia	948	np

Spain's global merchandise trade relationships

Spain's principal export destinations, 2016

1 France	15.1%
2 Germany	11.3%
3 Italy	8.0%
34 Australia	0.5%

Spain's principal import sources, 2016

1 Germany	13.5%
2 France	11.1%
3 China	8.7%
61 Australia	0.2%