



## General information

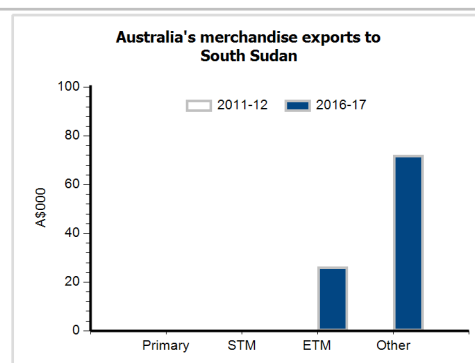
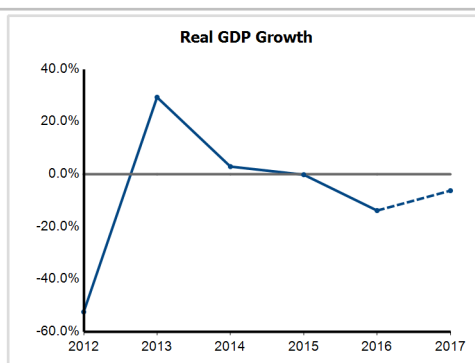
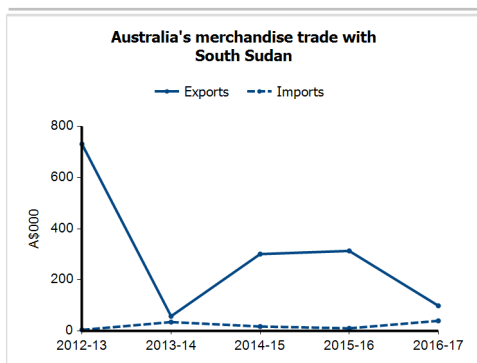
<b>Capital:</b>	Juba
<b>Land area:</b>	644,329 sq km
<b>Official language(s):</b>	English
<b>Population:</b>	12.5 million (2016)
<b>Currency:</b>	South Sudan pound

## Head of State and Head of Government

President HE Gen Salva Kiir Mayardit

## Economic indicators (a)

	2012	2013	2014	2015	2016	2017
<b>GDP (US\$b) (current prices)</b>	11.3	14.9	15.1	12.5	3.1	2.9
<b>GDP per capita (US\$)</b>	1,084.8	1,372.9	1,326.3	1,049.8	244.5	221.9
<b>GDP PPP (Int'l \$b)</b>	17.1	22.4	23.5	23.7	20.7	19.8
<b>GDP per capita PPP (Int'l \$)</b>	1,644.5	2,062.6	2,065.6	1,995.2	1,656.6	1,503.4
<b>Real GDP growth (% change yoy)</b>	-52.4	29.3	2.9	-0.2	-13.8	-6.3
<b>Current account balance (US\$b)</b>	-1.8	-0.6	-0.2	-0.9	0.1	0.0
<b>Current account balance (% GDP)</b>	-15.9	-3.9	-1.6	-7.2	4.7	1.7
<b>Inflation (% change yoy)</b>	45.1	0.0	1.7	52.8	379.8	182.2
<b>Unemployment (% labour force)</b>	na	na	na	na	na	na



## Australia's trade and investment relationship with South Sudan (b)

### Australian merchandise trade with South Sudan, 2016-17 (A\$000)

		Total share	Rank	Growth (yoy)
Exports to South Sudan	98	0.0%	201st	-68.6%
Imports from South Sudan	39	0.0%	195th	292.7%
Total merchandise trade (exports + imports)	138	0.0%	209th	-57.4%

### Major Australian exports, 2016-17 (A\$000)

Other textile clothing	13
Women's clothing (excl knitted)	6
Prams, toys, games & sporting goods	3
Electrical machinery & parts, nes	1

### Major Australian imports, 2016-17 (A\$000)

Internal combustion piston engines	22
Other textile clothing	8
Clothing accessories, nes	5
Mineral manufactures, nes	3

\*Includes \$72,000 of confidential items & special transactions, 73% of total exports.

### Australia's trade in services with South Sudan, 2016-17 (A\$m)

		Total share	Rank	Growth (yoy)
Exports of services to South Sudan	np	..	..	..
Imports of services from South Sudan	np	..	..	..

### Australia's investment relationship with South Sudan, 2016 (A\$m)

	Total	FDI
Australia's investment in South Sudan	0	0
South Sudan's investment in Australia	0	0

## South Sudan's global merchandise trade relationships

### South Sudan's principal export destinations, 2016

1 China	99.3%
2 Pakistan	0.5%
3 Ukraine	0.1%
8 Australia	0.0%

### South Sudan's principal import sources, 2016

1 Uganda	34.4%
2 China	21.3%
3 Pakistan	17.8%
28 Australia	0.1%