



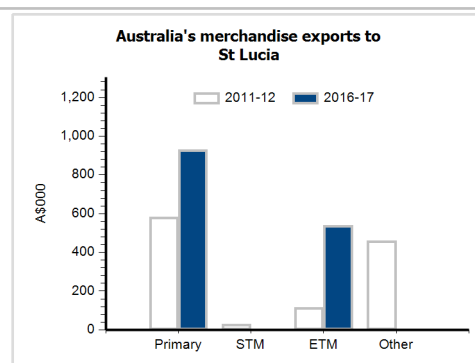
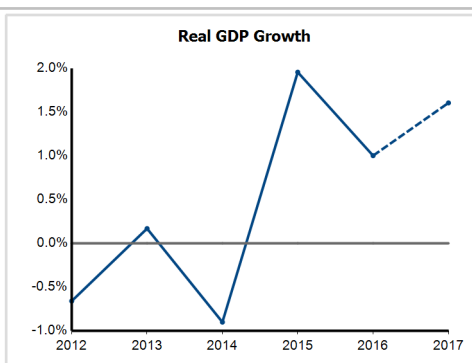
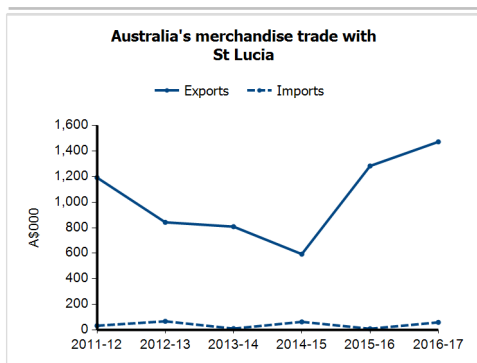
## General information

<b>Capital:</b>	Castries
<b>Land area:</b>	610 sq km
<b>Official language(s):</b>	English
<b>Population:</b>	174,000 (2016)
<b>Currency:</b>	East Caribbean dollar

<b>Head of State</b>	HM Queen Elizabeth II, represented by the Governor-General HE Sir Emmanuel Neville Cenac
<b>Head of Government</b>	Prime Minister The Hon Allen Michael Chastanet

## Economic indicators (a)

	2012	2013	2014	2015	2016	2017
<b>GDP (US\$b) (current prices)</b>	1.4	1.5	1.6	1.6	1.7	1.7
<b>GDP per capita (US\$)</b>	8,496.0	8,726.0	9,009.4	9,513.9	9,600.7	9,780.2
<b>GDP PPP (Int'l \$b)</b>	2.1	2.2	2.2	2.3	2.3	2.4
<b>GDP per capita PPP (Int'l \$)</b>	12,595.9	12,698.4	12,697.6	13,004.3	13,218.8	13,579.3
<b>Real GDP growth (% change yoy)</b>	-0.7	0.2	-0.9	2.0	1.0	1.6
<b>Current account balance (US\$m)</b>	-175.0	-147.0	52.0	112.0	-31.0	-8.0
<b>Current account balance (% GDP)</b>	-12.2	-9.8	3.3	6.8	-1.9	-0.5
<b>Inflation (% change yoy)</b>	4.2	1.5	3.5	-1.0	-3.1	0.2
<b>Unemployment (% labour force)</b>	19.1	22.2	22.2	20.6	19.8	na



## Australia's trade and investment relationship with St Lucia (b)

Australian merchandise trade with St Lucia, 2016-17 (A\$000)	Total share	Rank	Growth (yoy)	
Exports to St Lucia	1,472	0.0%	167th	14.7%
Imports from St Lucia	59	0.0%	194th	578.4%
Total merchandise trade (exports + imports)	1,531	0.0%	186th	18.5%

## Major Australian exports, 2016-17 (A\$000)

Meat (excl beef), f.c.f.	715
Coated flat-rolled iron & steel	232
Nails, screws, nuts, bolts & rivets	194
Beef, f.c.f.	108

## Major Australian imports, 2016-17 (A\$000)

Alcoholic beverages	46
Office machines	10
Furniture, mattresses & cushions	4

## Australia's trade in services with St Lucia, 2016-17 (A\$m)

	Total share	Rank	Growth (yoy)	
Exports of services to St Lucia	0	0.0%	..	..
Imports of services from St Lucia	1	0.0%	166th	..

## Australia's investment relationship with St Lucia, 2016 (A\$m)

	Total	FDI
Australia's investment in St Lucia	np	np
St Lucia's investment in Australia	0	0

## St Lucia's global merchandise trade relationships

## St Lucia's principal export destinations, 2016

1 United States	29.7%
2 Colombia	22.1%
3 Trinidad & Tobago	16.3%
65 Australia	0.0%

## St Lucia's principal import sources, 2016

1 United States	34.5%
2 Trinidad & Tobago	24.9%
3 United Kingdom	5.8%
36 Australia	0.2%