



General information

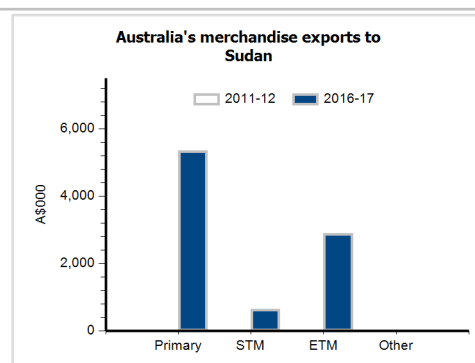
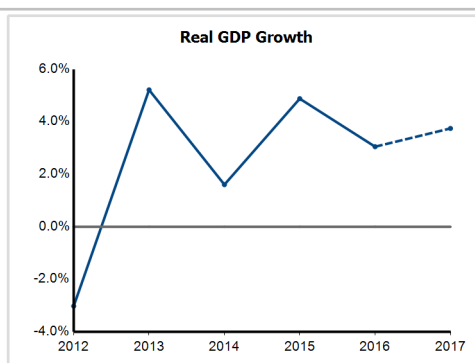
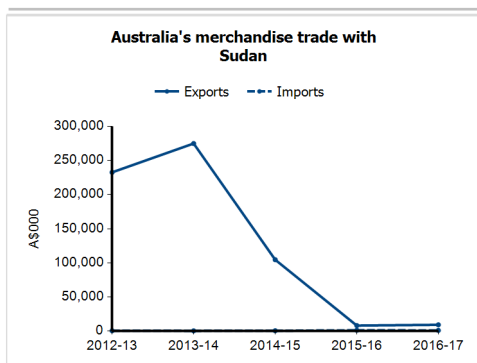
Capital:	Khartoum
Land area:	2,376,000 sq km
Official language(s):	Arabic, English
Population:	39.6 million (2016)
Currency:	Sudanese pound

Head of State and Head of Government

President HE Field Marshal Omer Hassan Ahmed El Bashir

Economic indicators (a)

	2012	2013	2014	2015	2016	2017
GDP (US\$b) (current prices)	62.6	65.5	71.1	81.4	91.2	119.0
GDP per capita (US\$)	1,787.1	1,811.4	1,906.2	2,119.0	2,304.1	2,917.4
GDP PPP (Int'l \$b)	144.6	154.6	160.0	169.6	177.0	186.8
GDP per capita PPP (Int'l \$)	4,126.3	4,276.3	4,289.4	4,411.9	4,469.2	4,580.4
Real GDP growth (% change yoy)	-3.0	5.2	1.6	4.9	3.1	3.7
Current account balance (US\$b)	-5.8	-5.7	-5.0	-6.5	-5.1	-2.3
Current account balance (% GDP)	-9.3	-8.7	-7.1	-8.0	-5.6	-1.9
Inflation (% change yoy)	35.4	36.5	36.9	16.9	17.8	26.9
Unemployment (% labour force)	14.8	15.2	19.8	21.6	20.6	19.6



Australia's trade and investment relationship with Sudan (b)

Australian merchandise trade with Sudan, 2016-17 (A\$000)

		Total share	Rank	Growth (yoy)
Exports to Sudan	8,919	0.0%	118th	14.2%
Imports from Sudan	718	0.0%	156th	-21.7%
Total merchandise trade (exports + imports)	9,637	0.0%	144th	10.4%

Major Australian exports, 2016-17 (A\$000)

Crude vegetable matter, nes	4,810
Perfumery & cosmetics (excl soap)	1,061
Paper & paperboard	626
Electrical machinery & parts, nes	364

Major Australian imports, 2016-17 (A\$000)

Vehicle parts & accessories	590
Oil-seeds & oleaginous fruits, soft	49
Dyeing & tanning extracts	20
Crude vegetable matter, nes	17

Australia's trade in services with Sudan, 2016-17 (A\$m)

		Total share	Rank	Growth (yoy)
Exports of services to Sudan	3	0.0%	134th	50.0%
Imports of services from Sudan	22	0.0%	92nd	-12.0%

Australia's investment relationship with Sudan, 2016 (A\$m)

	Total	FDI
Australia's investment in Sudan	0	0
Sudan's investment in Australia	0	0

Sudan's global merchandise trade relationships

Sudan's principal export destinations, 2016

1 United Arab Emirates	42.9%
2 Saudi Arabia	19.5%
3 Egypt	15.8%
30 Australia	0.1%

Sudan's principal import sources, 2016

1 United Arab Emirates	15.3%
2 India	11.2%
3 Egypt	10.4%
27 Australia	0.6%