



General information

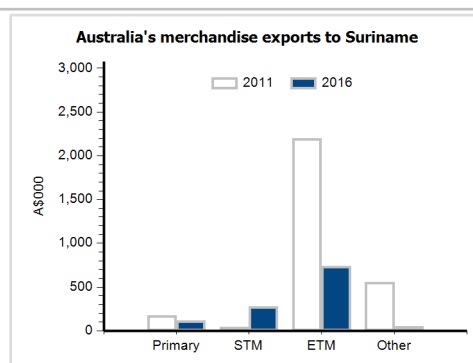
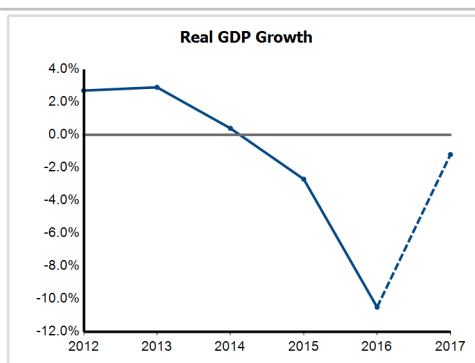
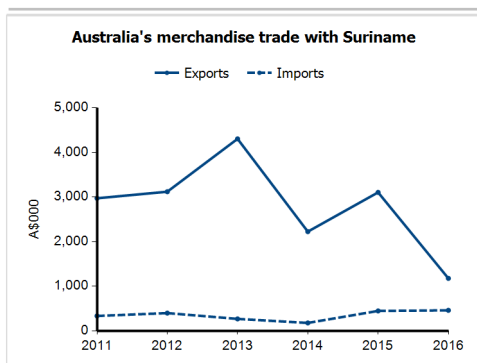
Capital:	Paramaribo
Land area:	156,000 sq km
Official language(s):	Dutch
Population:	564,000 (2016)
Currency:	Suriname dollar

Head of State and Head of Government

President HE Desire Delano Bouterse

Economic indicators (a)

	2012	2013	2014	2015	2016	2017
GDP (US\$b) (current prices)	5.0	5.1	5.2	4.9	3.6	3.6
GDP per capita (US\$)	9,194.2	9,412.6	9,501.1	8,768.0	6,332.6	6,373.5
GDP PPP (Int'l \$b)	8.3	8.7	8.8	8.7	7.9	8.0
GDP per capita PPP (Int'l \$)	15,282.1	15,836.8	16,035.4	15,631.3	13,988.2	13,934.8
Real GDP growth (% change yoy)	2.7	2.9	0.4	-2.7	-10.5	-1.2
Current account balance (US\$b)	0.2	-0.2	-0.4	-0.8	-0.2	0.1
Current account balance (% GDP)	3.3	-3.8	-7.9	-16.6	-4.4	2.8
Inflation (% change yoy)	5.0	1.9	3.4	6.9	55.5	32.1
Unemployment (% labour force)	8.0	6.0	7.0	8.3	11.0	9.1



Australia's trade and investment relationship with Suriname (b)

Australian merchandise trade with Suriname, 2016 (A\$000)	Total share	Rank	Growth (yoy)
Exports to Suriname	0.0%	176th	-62.1%
Imports from Suriname	0.0%	165th	3.0%
Total merchandise trade (exports + imports)	0.0%	184th	-53.9%

Major Australian exports, 2016 (A\$000)

Passenger motor vehicles	196
Miscellaneous chemical products, nes	179
Civil engineering equipment & parts	169
Specialised machinery & parts	103

Major Australian imports, 2016 (A\$000)

Glassware	169
Jewellery	113
Misc manufactured articles, nes	27
Rubber articles, nes	27

Australia's trade in services with Suriname, 2016 (A\$m)

	Total share	Rank	Growth (yoy)
Exports of services to Suriname	0.0%	154th	-80.0%
Imports of services from Suriname	0.0%	164th	..

Australia's investment relationship with Suriname, 2016 (A\$m)

	Total	FDI
Australia's investment in Suriname	np	0
Suriname's investment in Australia	np	0

Suriname's global merchandise trade relationships

Suriname's principal export destinations, 2015

1 Switzerland	21.8%
2 United Arab Emirates	14.5%
3 India	13.9%
33 Australia	0.0%

Suriname's principal import sources, 2015

1 United States	26.8%
2 The Netherlands	14.3%
3 China	12.2%
43 Australia	0.1%