



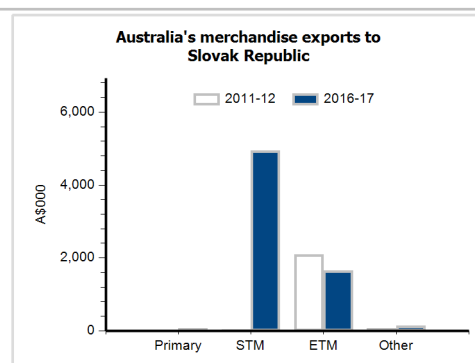
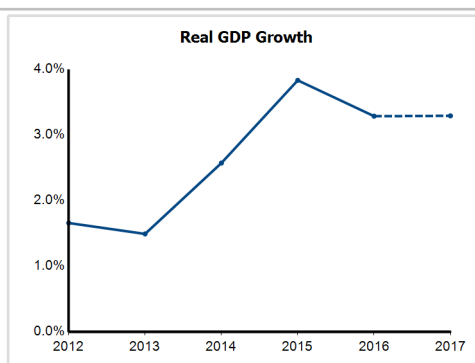
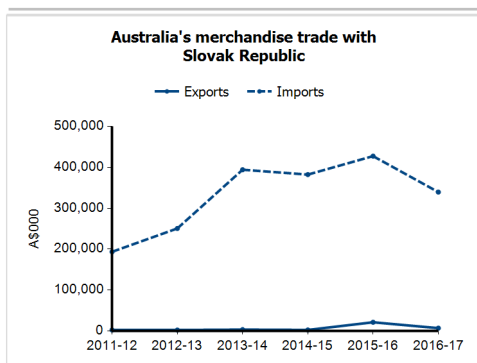
## General information

<b>Capital:</b>	Bratislava
<b>Land area:</b>	48,088 sq km
<b>Official language(s):</b>	Slovak
<b>Population:</b>	5.4 million (2016)
<b>Currency:</b>	Euro

<b>Head of State</b>
President HE Mr Andrej Kiska
<b>Head of Government</b>
Prime Minister HE Mr Peter Pellegrini

## Economic indicators (a)

	2012	2013	2014	2015	2016	2017
<b>GDP (US\$b) (current prices)</b>	93.5	98.5	100.9	87.3	89.5	95.0
<b>GDP per capita (US\$)</b>	17,294.6	18,205.9	18,633.7	16,105.1	16,498.5	17,491.1
<b>GDP PPP (Int'l \$b)</b>	143.8	148.3	154.9	162.5	170.0	178.7
<b>GDP per capita PPP (Int'l \$)</b>	26,609.7	27,409.4	28,591.7	29,979.0	31,330.6	32,895.4
<b>Real GDP growth (% change yoy)</b>	1.7	1.5	2.6	3.8	3.3	3.3
<b>Current account balance (US\$m)</b>	879.0	1,832.0	1,157.0	145.0	-653.0	282.0
<b>Current account balance (% GDP)</b>	0.9	1.9	1.1	0.2	-0.7	0.3
<b>Inflation (% change yoy)</b>	3.7	1.5	-0.1	-0.3	-0.5	1.2
<b>Unemployment (% labour force)</b>	14.0	14.2	13.2	11.5	9.6	8.1



## Australia's trade and investment relationship with Slovak Republic (b)

Australian merchandise trade with Slovak Republic, 2016-17 (A\$'000)	Total share	Rank	Growth (yoy)	
Exports to Slovak Republic	6,799	0.0%	126th	-67.7%
Imports from Slovak Republic	339,598	0.1%	48th	-20.6%
Total merchandise trade (exports + imports)	346,397	0.1%	58th	-22.8%

### Major Australian exports, 2016-17 (A\$'000)

Leather	4,949
Electrical machinery & parts, nes	182
Aircraft, spacecraft & parts	177
Textile & leather machinery & parts	157

### Major Australian imports, 2016-17 (A\$'000)

Passenger motor vehicles	224,048
Monitors, projectors & TVs	10,891
Household equip of base metal, nes	6,726
Pumps (excl liquid pumps) & parts	5,733

### Australia's trade in services with Slovak Republic, 2016-17 (A\$m)

	Total share	Rank	Growth (yoy)	
Exports of services to Slovak Republic	47	0.1%	75th	-9.6%
Imports of services from Slovak Republic	15	0.0%	103rd	15.4%

### Australia's investment relationship with Slovak Republic, 2016 (A\$m)

	Total	FDI
Australia's investment in Slovak Republic	28	np
Slovak Republic's investment in Australia	np	np

## Slovak Republic's global merchandise trade relationships

### Slovak Republic's principal export destinations, 2016

1 Germany	21.9%
2 Czech Republic	11.8%
3 Poland	7.6%
30 Australia	0.3%

### Slovak Republic's principal import sources, 2016

1 Germany	17.0%
2 Czech Republic	10.7%
3 China	8.4%
62 Australia	0.0%