



General information

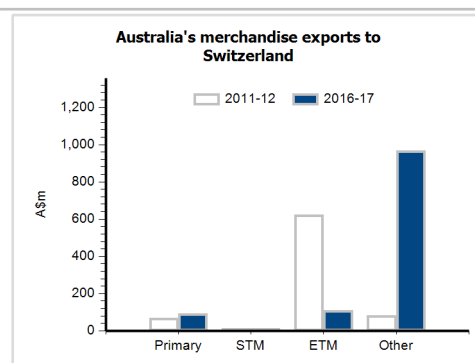
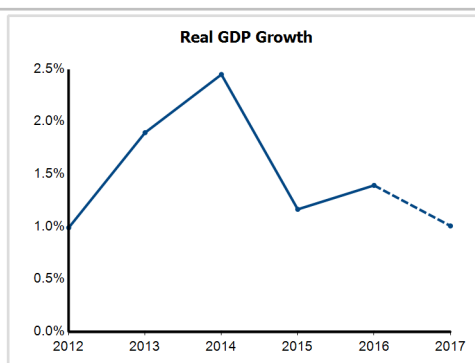
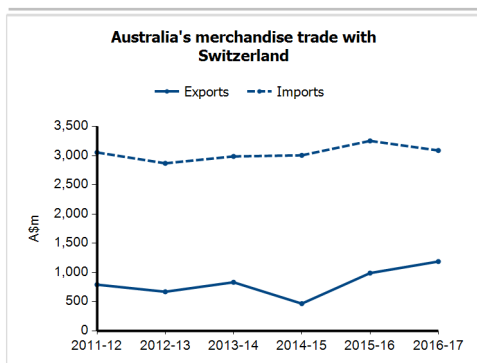
Capital:	Berne
Land area:	39,516 sq km
Official language(s):	German, French, Italian, Romansch
Population:	8.3 million (2016)
Currency:	Swiss franc

Head of State and Head of Government

HE Federal President Dr Alain Berset

Economic indicators (a)

	2012	2013	2014	2015	2016	2017
GDP (US\$b) (current prices)	667.8	688.7	709.3	679.2	669.0	680.6
GDP per capita (US\$)	83,946.3	85,670.7	87,132.6	82,441.5	80,345.6	80,836.7
GDP PPP (Int'l \$b)	443.4	459.1	478.7	489.6	502.7	516.7
GDP per capita PPP (Int'l \$)	55,733.4	57,104.2	58,814.4	59,429.6	60,374.5	61,359.9
Real GDP growth (% change yoy)	1.0	1.9	2.5	1.2	1.4	1.0
Current account balance (US\$b)	69.7	79.0	61.8	77.3	70.5	67.3
Current account balance (% GDP)	10.4	11.5	8.7	11.4	10.5	9.9
Inflation (% change yoy)	-0.7	-0.2	0.0	-1.1	-0.4	0.5
Unemployment (% labour force)	2.9	3.2	3.0	3.2	3.3	3.0



Australia's trade and investment relationship with Switzerland (b)

Australian merchandise trade with Switzerland, 2016-17 (A\$m)	Total share	Rank	Growth (yoy)	
Exports to Switzerland	1,188	0.4%	25th	20.0%
Imports from Switzerland	3,097	1.1%	18th	-4.8%
Total merchandise trade (exports + imports)	4,285	0.8%	21st	1.0%

Major Australian exports, 2016-17 (A\$m)

Gold	947
Meat (excl beef), f.c.f.	52
Jewellery	37
Beef, f.c.f.	24

Major Australian imports, 2016-17 (A\$m)

Medicaments (incl veterinary)	742
Watches & clocks	431
Misc manufactured articles, nes	307
Pharm products (excl medicaments)	278

Australia's trade in services with Switzerland, 2016-17 (A\$m)

	Total share	Rank	Growth (yoy)	
Exports of services to Switzerland	954	1.2%	18th	-5.4%
Imports of services from Switzerland	863	1.0%	23rd	19.5%

Major Australian services exports, 2016-17 (A\$m)

Transport	280
Personal travel excluding education	224

Major Australian services imports, 2016-17 (A\$m)

Charges for the use of Intellectual Property nie	352
Professional, technical & other business	123

Australia's investment relationship with Switzerland, 2016 (A\$m)

	Total	FDI
Australia's investment in Switzerland	20,455	np
Switzerland's investment in Australia	59,113	9,471

Switzerland's global merchandise trade relationships

Switzerland's principal export destinations, 2016

1 Germany	14.3%
2 United States	12.1%
3 United Kingdom	10.7%
19 Australia	0.8%

Switzerland's principal import sources, 2016

1 Germany	19.3%
2 United States	8.9%
3 Italy	7.3%
40 Australia	0.3%