



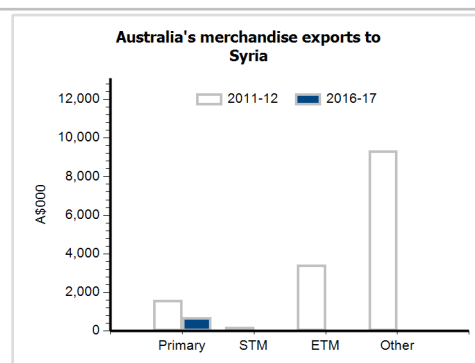
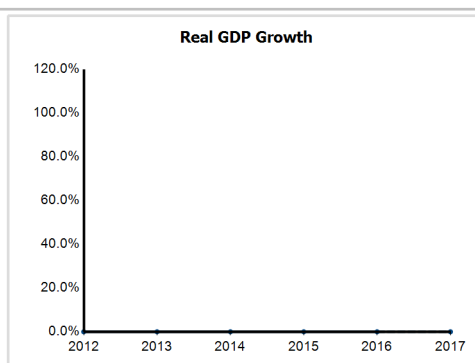
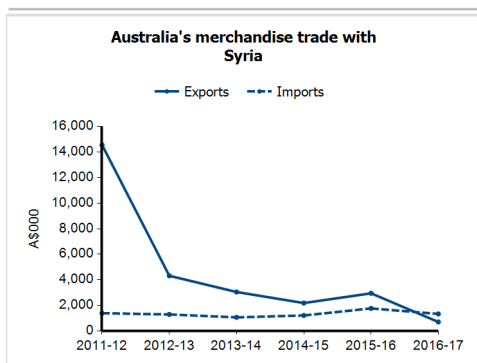
## General information

<b>Capital:</b>	Damascus
<b>Land area:</b>	183,630 sq km
<b>Official language(s):</b>	Arabic
<b>Population:</b>	18.4 million (2016)
<b>Currency:</b>	Syrian pound

<b>Head of State</b>	President HE Dr Bashar Al-Assad
<b>Head of Government</b>	Prime Minister HE Imad Mohammad Deeb Khamis

## Economic indicators (a)

	2012	2013	2014	2015	2016	2017
<b>GDP (US\$b) (current prices)</b>	na	na	na	na	na	na
<b>GDP per capita (US\$)</b>	na	na	na	na	na	na
<b>GDP PPP (Int'l \$b)</b>	na	na	na	na	na	na
<b>GDP per capita PPP (Int'l \$)</b>	na	na	na	na	na	na
<b>Real GDP growth (% change yoy)</b>	na	na	na	na	na	na
<b>Current account balance (US\$b)</b>	na	na	na	na	na	na
<b>Current account balance (% GDP)</b>	na	na	na	na	na	na
<b>Inflation (% change yoy)</b>	na	na	na	na	na	na
<b>Unemployment (% labour force)</b>	14.6	14.5	14.5	14.5	14.3	na



## Australia's trade and investment relationship with Syria (b)

Australian merchandise trade with Syria, 2016-17 (A\$000)	Total share	Rank	Growth (yoy)	
Exports to Syria	700	0.0%	179th	-76.2%
Imports from Syria	1,330	0.0%	145th	-24.5%
Total merchandise trade (exports + imports)	2,029	0.0%	178th	-56.9%

## Major Australian exports, 2016-17 (A\$000)

Butter	432
Edible products & preparations, nes	148
Animal feed	103
Medicaments (incl veterinary)	12

## Major Australian imports, 2016-17 (A\$000)

Spices	416
Vegetables, prepared or preserved	280
Fixed vegetable oils & fats, soft	242
Fruit, prepared or preserved	49

## Australia's trade in services with Syria, 2016-17 (A\$m)

	Total share	Rank	Growth (yoy)	
Exports of services to Syria	3	0.0%	134th	50.0%
Imports of services from Syria	4	0.0%	134th	33.3%

## Australia's investment relationship with Syria, 2016 (A\$m)

	Total	FDI
Australia's investment in Syria	0	0
Syria's investment in Australia	np	np

## Syria's global merchandise trade relationships

## Syria's principal export destinations, 2016

1 Lebanon	34.0%
2 Jordan	12.3%
3 China	9.3%
38 Australia	0.1%

## Syria's principal import sources, 2016

1 Russian Federation	23.7%
2 Turkey	19.3%
3 China	9.9%
76 Australia	0.0%