



General information

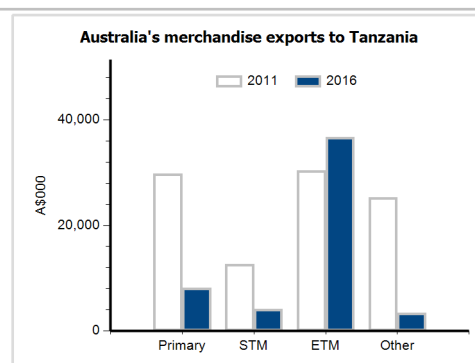
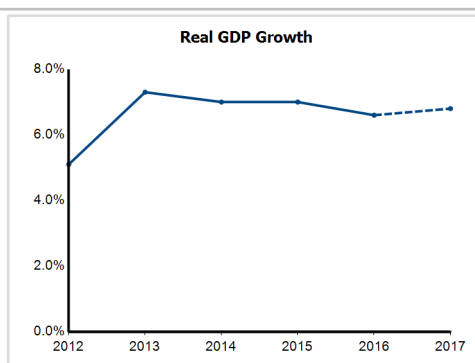
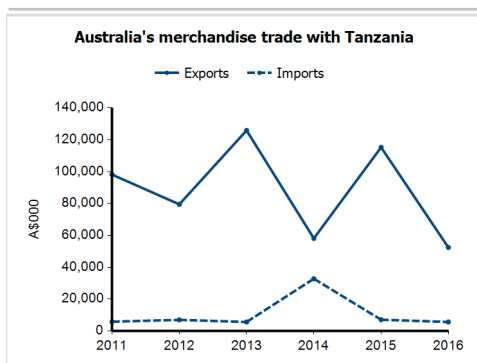
Capital:	Dodoma
Land area:	885,800 sq km
Official language(s):	English, Swahili
Population:	48.6 million (2016)
Currency:	Tanzanian shilling

Head of State and Head of Government

President HE Dr John Pombe Magufuli

Economic indicators (a)

	2012	2013	2014	2015	2016	2017
GDP (US\$b) (current prices)	39.1	44.4	48.3	45.6	47.2	51.2
GDP per capita (US\$)	870.0	969.1	1,032.3	957.1	970.2	1,032.0
GDP PPP (Int'l \$b)	108.1	117.9	128.3	138.7	149.8	163.5
GDP per capita PPP (Int'l \$)	2,406.7	2,571.8	2,745.3	2,909.7	3,080.3	3,296.5
Real GDP growth (% change yoy)	5.1	7.3	7.0	7.0	6.6	6.8
Current account balance (US\$b)	-4.5	-4.7	-4.9	-3.6	-3.0	-3.7
Current account balance (% GDP)	-11.6	-10.6	-10.1	-8.0	-6.3	-7.2
Inflation (% change yoy)	16.0	7.9	6.1	5.6	5.2	5.1
Unemployment (% labour force)	3.2	2.9	2.1	2.4	2.6	na



Australia's trade and investment relationship with Tanzania (b)

Australian merchandise trade with Tanzania, 2016 (A\$000)

		Total share	Rank	Growth (yoy)
Exports to Tanzania	52,397	0.0%	70th	-54.6%
Imports from Tanzania	5,609	0.0%	116th	-20.1%
Total merchandise trade (exports + imports)	58,007	0.0%	90th	-52.6%

Major Australian exports, 2016 (A\$000)

Specialised machinery & parts	7,875
Civil engineering equipment & parts	5,728
Aircraft, spacecraft & parts	4,602
Worn clothing & rags	3,510

Major Australian imports, 2016 (A\$000)

Coffee & substitutes	2,673
Fish, f.c.f.	2,091
Crude vegetable matter, nes	472
Measuring & analysing instruments	98

Australia's trade in services with Tanzania, 2016 (A\$m)

		Total share	Rank	Growth (yoy)
Exports of services to Tanzania	13	0.0%	100th	-27.8%
Imports of services from Tanzania	34	0.0%	80th	0.0%

Australia's investment relationship with Tanzania, 2016 (A\$m)

	Total	FDI
Australia's investment in Tanzania	np	np
Tanzania's investment in Australia	np	np

Tanzania's global merchandise trade relationships

Tanzania's principal export destinations, 2016

1 Switzerland	16.2%
2 India	14.8%
3 South Africa	13.3%
38 Australia	0.2%

Tanzania's principal import sources, 2016

1 China	20.8%
2 India	18.1%
3 United Arab Emirates	7.5%
24 Australia	0.8%