



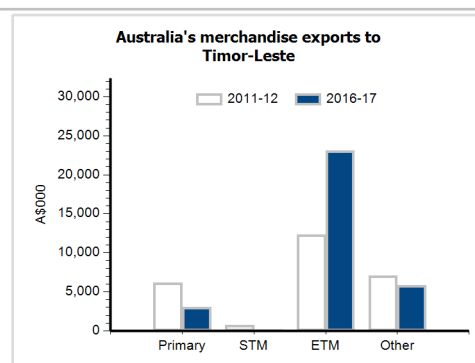
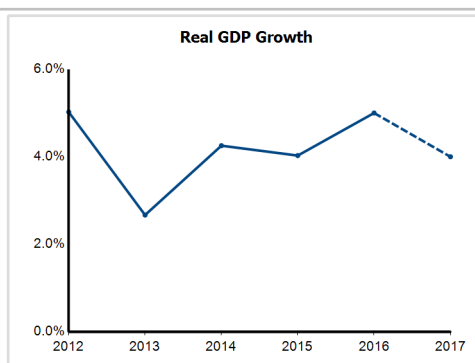
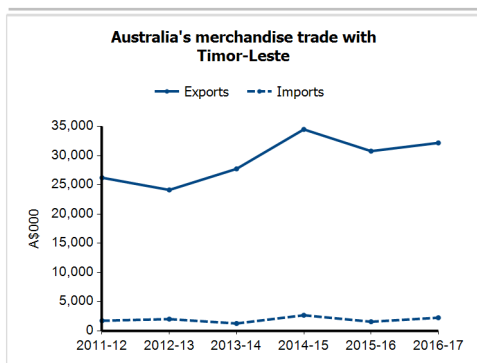
## General information

<b>Capital:</b>	Dili
<b>Land area:</b>	14,870 sq km
<b>Official language(s):</b>	Portuguese, Tetum
<b>Population:</b>	1.2 million (2016)
<b>Currency:</b>	United States dollar

<b>Head of State</b>
President HE Dr Francisco Guterres Lú Olo
<b>Head of Government</b>
Prime Minister HE Dr Mari bin Amude Alkatiri

## Economic indicators (a)

	2012	2013	2014	2015	2016	2017
<b>GDP (US\$b) (current prices)</b>	6.7	5.6	4.0	3.1	2.7	2.7
<b>GDP per capita (US\$)</b>	6,048.5	4,998.1	3,491.9	2,618.5	2,230.0	2,190.0
<b>GDP PPP (Int'l \$b)</b>	8.5	7.7	5.8	7.1	6.6	6.2
<b>GDP per capita PPP (Int'l \$)</b>	7,731.9	6,828.1	5,014.9	5,987.3	5,442.0	5,007.5
<b>Real GDP growth (% change yoy)</b>	5.0	2.7	4.3	4.0	5.0	4.0
<b>Current account balance (US\$b)</b>	2.7	2.4	1.1	0.2	-0.5	-0.2
<b>Current account balance (% GDP)</b>	41.0	42.3	27.0	7.7	-19.3	-5.6
<b>Inflation (% change yoy)</b>	10.9	9.5	0.7	0.6	-1.3	1.0
<b>Unemployment (% labour force)</b>	3.1	3.1	3.1	3.6	4.0	na



## Australia's trade and investment relationship with Timor-Leste (b)

Australian merchandise trade with Timor-Leste, 2016-17 (A\$000)	Total share	Rank	Growth (yoy)
Exports to Timor-Leste	0.0%	86th	4.6%
Imports from Timor-Leste	0.0%	132nd	43.7%
Total merchandise trade (exports + imports)	0.0%	105th	6.5%

### Major Australian exports, 2016-17 (A\$000)

Aircraft, spacecraft & parts	9,323
Passenger motor vehicles	3,768
Heating & cooling equipment & parts	854
Measuring & analysing instruments	845

### Major Australian imports, 2016-17 (A\$000)

Coffee & substitutes	1,273
Aircraft, spacecraft & parts	500
Travel goods, bags & like containers	129
Trailers, semi-trailers & containers	105

\*Includes \$5.0m of confidential items & special transactions, 16% of total exports.

Australia's trade in services with Timor-Leste, 2016-17 (A\$m)	Total share	Rank	Growth (yoy)
Exports of services to Timor-Leste	0.0%	77th	-13.0%
Imports of services from Timor-Leste	0.1%	53rd	-13.4%

### Australia's investment relationship with Timor-Leste, 2016 (A\$m)

	Total	FDI
Australia's investment in Timor-Leste	np	np
Timor-Leste's investment in Australia	np	0

## Timor-Leste's global merchandise trade relationships

### Timor-Leste's principal export destinations, 2016

1 United States	34.0%
2 Indonesia	12.6%
3 Belgium	10.2%
4 Australia	9.0%

### Timor-Leste's principal import sources, 2016

1 Indonesia	37.5%
2 China	22.3%
3 Malaysia	9.2%
6 Australia	2.5%