



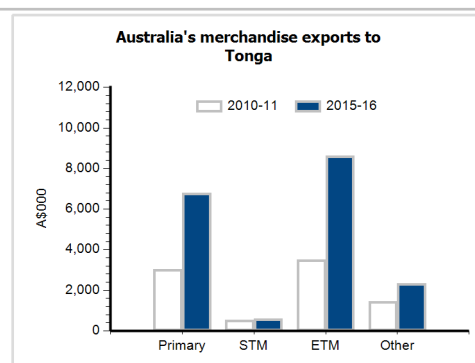
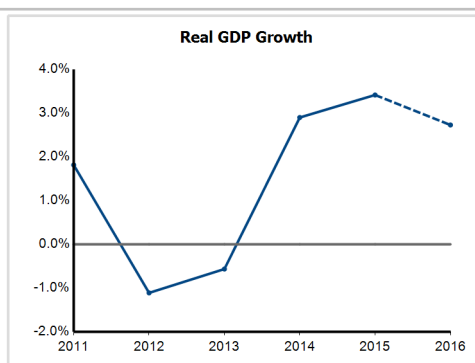
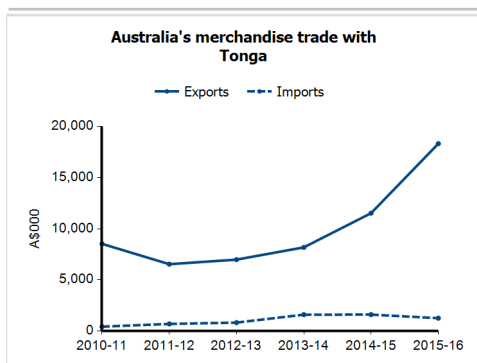
## General information

<b>Capital:</b>	Nuku'alofa
<b>Land area:</b>	720 sq km
<b>Official language(s):</b>	Tongan, English
<b>Population:</b>	104,000 (2015)
<b>Currency:</b>	Pa'anga

<b>Head of State</b>	HM King Tupou VI
<b>Head of Government</b>	Prime Minister Hon 'Akilisi Pohiva

## Economic indicators (a)

	2011	2012	2013	2014	2015	2016
<b>GDP (US\$b) (current prices)</b>	0.4	0.5	0.4	0.4	0.4	0.4
<b>GDP per capita (US\$)</b>	4,330.4	4,455.7	4,304.4	4,224.0	4,110.4	4,115.0
<b>GDP PPP (Int'l \$b)</b>	0.5	0.5	0.5	0.5	0.5	0.6
<b>GDP per capita PPP (Int'l \$)</b>	4,660.2	4,681.1	4,716.6	4,926.2	5,136.2	5,332.2
<b>Real GDP growth (% change yoy)</b>	1.8	-1.1	-0.6	2.9	3.4	2.7
<b>Current account balance (US\$b)</b>	-0.1	0.0	0.0	0.0	0.0	0.0
<b>Current account balance (% GDP)</b>	-15.1	-8.6	-6.2	-9.4	-8.0	-7.6
<b>Inflation (% change yoy)</b>	4.6	2.0	1.5	1.2	-0.1	0.1
<b>Unemployment (% labour force)</b>	na	na	na	na	na	na



## Australia's trade and investment relationship with Tonga (b)

### Australian merchandise trade with Tonga, 2015-16 (A\$000)

Exports to Tonga	18,324
Imports from Tonga	1,245
Total merchandise trade (exports + imports)	19,570

	Total share	Rank	Growth (yoy)
Exports to Tonga	0.0%	94th	59.0%
Imports from Tonga	0.0%	149th	-21.8%
Total merchandise trade (exports + imports)	0.0%	128th	49.2%

### Major Australian exports, 2015-16 (A\$000)

Meat (excl beef), f.c.f.	5,159
Aircraft, spacecraft & parts	2,797
Measuring & analysing instruments	655
Ships & boats (incl hovercraft)	613

### Major Australian imports, 2015-16 (A\$000)

Fruit & nuts	362
Spices	313
Vegetables, f.c.f.	278
Fish, f.c.f.	82

\*Includes \$1.9m of confidential items and special transactions, 10% of total exports.

### Australia's trade in services with Tonga, 2015-16 (A\$m)

Exports of services to Tonga	24
Imports of services from Tonga	39

	Total share	Rank	Growth (yoy)
Exports of services to Tonga	0.0%	85th	9.1%
Imports of services from Tonga	0.1%	78th	2.6%

### Australia's investment relationship with Tonga, 2015 (A\$m)

Australia's investment in Tonga	
Tonga's investment in Australia	

	Total	FDI
Australia's investment in Tonga	2	np
Tonga's investment in Australia	np	0

## Tonga's global merchandise trade relationships

### Tonga's principal export destinations, 2015

1 Japan	16.0%
2 United States	15.5%
3 Fiji	12.8%
7 Australia	7.5%

### Tonga's principal import sources, 2015

1 Fiji	37.7%
2 New Zealand	21.2%
3 China	14.2%
5 Australia	4.5%