



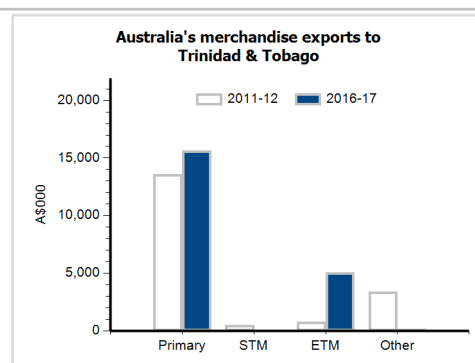
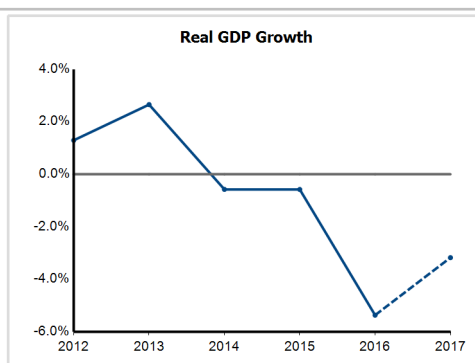
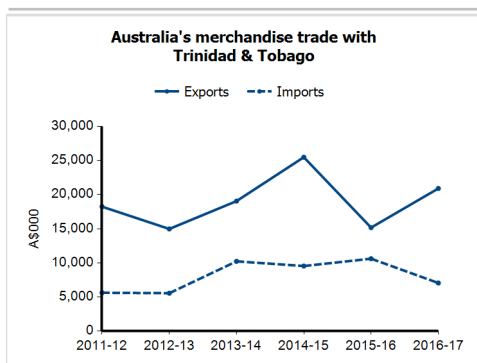
General information

Capital:	Port of Spain
Land area:	5,130 sq km
Official language(s):	English
Population:	1.4 million (2016)
Currency:	Trinidad & Tobago dollar

Head of State
President HE Paula-Mae Weekes
Head of Government
Prime Minister Dr The Hon Keith Christopher Rowley

Economic indicators (a)

	2012	2013	2014	2015	2016	2017
GDP (US\$b) (current prices)	25.7	26.4	26.2	23.6	21.1	20.3
GDP per capita (US\$)	19,152.2	19,607.9	19,325.4	17,321.8	15,458.8	14,784.1
GDP PPP (Int'l \$b)	42.7	44.5	45.1	45.3	43.4	42.8
GDP per capita PPP (Int'l \$)	31,830.8	33,039.2	33,284.4	33,312.8	31,775.5	31,153.8
Real GDP growth (% change yoy)	1.3	2.7	-0.6	-0.6	-5.4	-3.2
Current account balance (US\$b)	3.4	5.4	3.9	0.9	-2.4	-1.8
Current account balance (% GDP)	13.1	20.5	15.1	3.9	-11.3	-9.0
Inflation (% change yoy)	9.3	5.2	5.7	4.7	3.1	3.2
Unemployment (% labour force)	5.0	3.7	3.3	3.4	4.1	4.1



Australia's trade and investment relationship with Trinidad & Tobago (b)

Australian merchandise trade with Trinidad & Tobago, 2016-17 (A\$000)	Total share	Rank	Growth (yoy)	
Exports to Trinidad & Tobago	20,906	0.0%	95th	37.9%
Imports from Trinidad & Tobago	7,034	0.0%	114th	-33.6%
Total merchandise trade (exports + imports)	27,940	0.0%	111th	8.5%

Major Australian exports, 2016-17 (A\$000)

Meat (excl beef), f.c.f.	14,397
Coated flat-rolled iron & steel	3,867
Alcoholic beverages	749
Cheese & curd	277

Major Australian imports, 2016-17 (A\$000)

Alcoholic beverages	3,744
Essential oils & perfumes	3,167
Pumps (excl liquid pumps) & parts	34
Misc manufactured articles, nes	18

Australia's trade in services with Trinidad & Tobago, 2016-17 (A\$m)

	Total share	Rank	Growth (yoy)	
Exports of services to Trinidad & Tobago	4	0.0%	128th	33.3%
Imports of services from Trinidad & Tobago	7	0.0%	120th	16.7%

Australia's investment relationship with Trinidad & Tobago, 2016 (A\$m)

	Total	FDI
Australia's investment in Trinidad & Tobago	np	np
Trinidad & Tobago's investment in Australia	np	np

Trinidad & Tobago's global merchandise trade relationships

Trinidad & Tobago's principal export destinations, 2016

1 United States	38.1%
2 Argentina	12.7%
3 Chile	3.3%
60 Australia	0.0%

Trinidad & Tobago's principal import sources, 2016

1 United States	31.7%
2 Russian Federation	15.3%
3 Gabon	11.7%
39 Australia	0.2%