



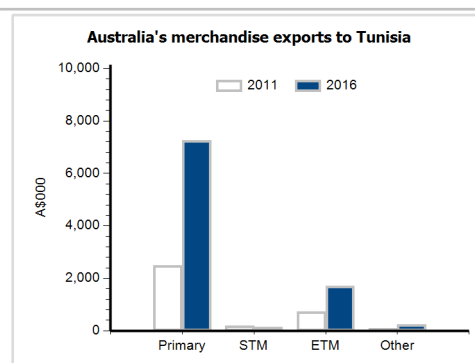
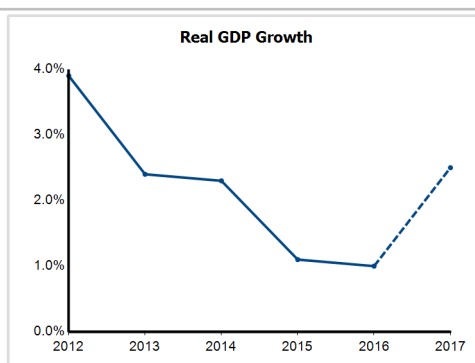
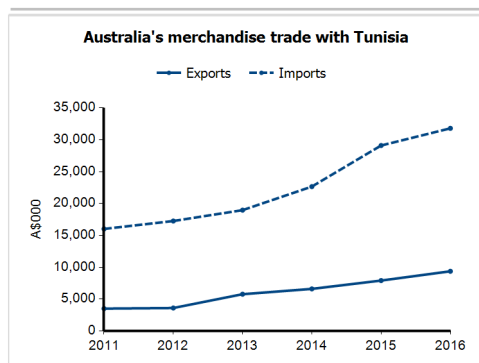
General information

Capital:	Tunis
Land area:	155,360 sq km
Official language(s):	Arabic
Population:	11.2 million (2016)
Currency:	Tunisian dinar

Head of State
President Mr Mohamed Beji Caid Essebsi
Head of Government
Prime Minister Mr Youssef Chahed

Economic indicators (a)

	2012	2013	2014	2015	2016	2017
GDP (US\$b) (current prices)	45.0	46.3	47.6	43.2	41.9	40.3
GDP per capita (US\$)	4,179.9	4,248.7	4,328.6	3,884.4	3,730.4	3,553.3
GDP PPP (Int'l \$b)	115.2	120.0	124.9	127.6	130.6	136.8
GDP per capita PPP (Int'l \$)	10,694.3	11,020.1	11,354.5	11,485.5	11,634.1	12,065.1
Real GDP growth (% change yoy)	3.9	2.4	2.3	1.1	1.0	2.5
Current account balance (US\$b)	-3.7	-3.9	-4.3	-3.8	-3.8	-3.4
Current account balance (% GDP)	-8.3	-8.4	-9.1	-8.9	-9.0	-8.6
Inflation (% change yoy)	5.1	5.8	4.9	4.9	3.7	3.9
Unemployment (% labour force)	16.7	15.3	15.3	15.0	14.0	13.0



Australia's trade and investment relationship with Tunisia (b)

Australian merchandise trade with Tunisia, 2016 (A\$000)

		Total share	Rank	Growth (yoy)
Exports to Tunisia	9,361	0.0%	116th	18.5%
Imports from Tunisia	31,803	0.0%	77th	9.3%
Total merchandise trade (exports + imports)	41,165	0.0%	99th	11.2%

Major Australian exports, 2016 (A\$000)

Fruit & nuts	4,908
Wool & other animal hair (incl tops)	1,090
Fixed vegetable oils & fats, soft	842
Measuring & analysing instruments	368

Major Australian imports, 2016 (A\$000)

Men's clothing (excl knitted)	5,018
Other textile clothing	3,029
Fixed vegetable oils & fats, soft	2,481
Women's clothing (excl knitted)	2,418

Australia's trade in services with Tunisia, 2016 (A\$m)

		Total share	Rank	Growth (yoy)
Exports of services to Tunisia	2	0.0%	141st	0.0%
Imports of services from Tunisia	2	0.0%	147th	0.0%

Australia's investment relationship with Tunisia, 2016 (A\$m)

	Total	FDI
Australia's investment in Tunisia	np	np
Tunisia's investment in Australia	np	np

Tunisia's global merchandise trade relationships

Tunisia's principal export destinations, 2015

1 France	28.5%
2 Italy	17.2%
3 Germany	10.9%
43 Australia	0.2%

Tunisia's principal import sources, 2015

1 France	19.5%
2 Italy	16.4%
3 Algeria	8.3%
71 Australia	0.0%