



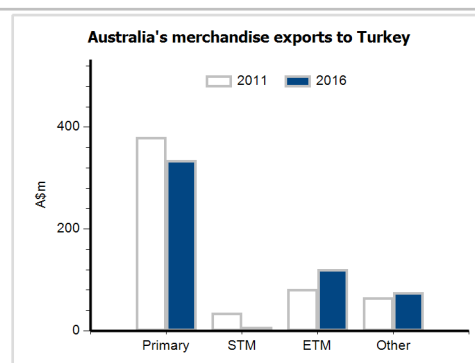
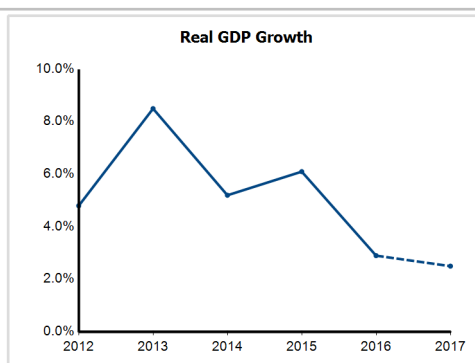
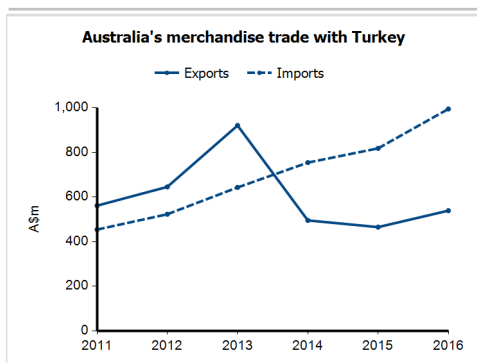
## General information

<b>Capital:</b>	Ankara
<b>Land area:</b>	769,630 sq km
<b>Official language(s):</b>	Turkish
<b>Population:</b>	79.8 million (2016)
<b>Currency:</b>	Lira

<b>Head of State</b>	President HE Mr Recep Tayyip Erdogan
<b>Head of Government</b>	Prime Minister HE Binali Yildirim

## Economic indicators (a)

	2012	2013	2014	2015	2016	2017
<b>GDP (US\$b) (current prices)</b>	873.7	950.3	934.1	859.0	857.4	793.7
<b>GDP per capita (US\$)</b>	11,552.7	12,395.4	12,022.1	10,909.7	10,742.7	9,826.2
<b>GDP PPP (Int'l \$b)</b>	1,507.9	1,662.4	1,779.5	1,907.6	1,988.3	2,082.1
<b>GDP per capita PPP (Int'l \$)</b>	19,938.6	21,682.5	22,903.9	24,226.9	24,911.8	25,776.9
<b>Real GDP growth (% change yoy)</b>	4.8	8.5	5.2	6.1	2.9	2.5
<b>Current account balance (US\$b)</b>	-48.0	-63.6	-43.6	-32.1	-32.6	-37.6
<b>Current account balance (% GDP)</b>	-5.5	-6.7	-4.7	-3.7	-3.8	-4.7
<b>Inflation (% change yoy)</b>	8.9	7.5	8.9	7.7	7.8	10.1
<b>Unemployment (% labour force)</b>	8.4	9.0	9.9	10.3	10.8	11.5



## Australia's trade and investment relationship with Turkey (b)

### Australian merchandise trade with Turkey, 2016 (A\$m)

		Total share	Rank	Growth (yoy)
Exports to Turkey	539	0.2%	34th	15.9%
Imports from Turkey	995	0.4%	30th	21.6%
Total merchandise trade (exports + imports)	1,535	0.3%	33rd	19.5%

### Major Australian exports, 2016 (A\$m)

Coal	208
Medicaments (incl veterinary)	80
Gold	75
Live animals (excl seafood)	64

### Major Australian imports, 2016 (A\$m)

Gold	168
Fruit & nuts	95
Goods vehicles	52
Lime, cement & construction materials	42

### Australia's trade in services with Turkey, 2016 (A\$m)

		Total share	Rank	Growth (yoy)
Exports of services to Turkey	91	0.1%	52nd	-3.2%
Imports of services from Turkey	128	0.2%	45th	-48.0%

### Major Australian services exports, 2016 (A\$m)

Education-related travel	49
Personal travel excluding education	19

### Major Australian services imports, 2016 (A\$m)

Personal travel excluding education	95
Transport	12

### Australia's investment relationship with Turkey, 2016 (A\$m)

	Total	FDI
Australia's investment in Turkey	1,054	126
Turkey's investment in Australia	41	np

## Turkey's global merchandise trade relationships

### Turkey's principal export destinations, 2016

1 Germany	9.8%
2 United Kingdom	8.2%
3 Iraq	5.4%
43 Australia	0.4%

### Turkey's principal import sources, 2016

1 China	12.8%
2 Germany	10.8%
3 Russian Federation	7.6%
50 Australia	0.3%