



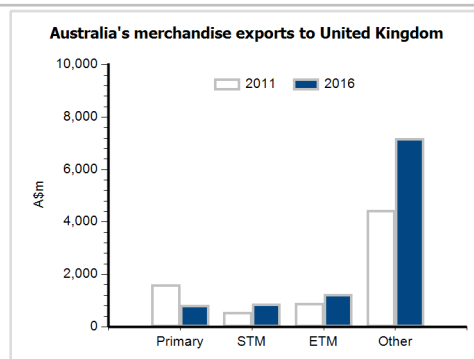
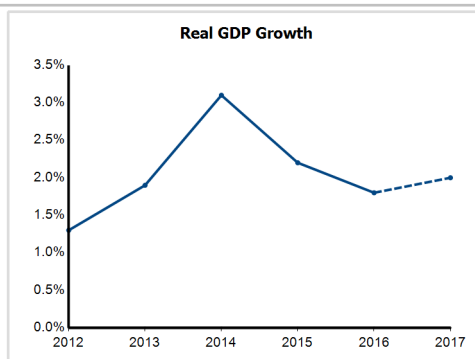
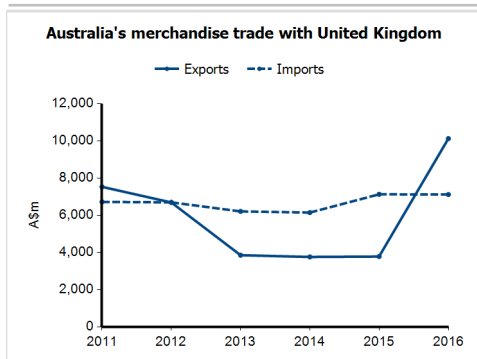
General information

Capital:	London
Land area:	241,930 sq km
Official language(s):	English
Population:	65.6 million (2016)
Currency:	Pound sterling

Head of State	HM Queen Elizabeth II
Head of Government	Prime Minister The Rt Hon Theresa May

Economic indicators (a)

	2012	2013	2014	2015	2016	2017
GDP (US\$b) (current prices)	2,655.5	2,721.5	3,002.4	2,863.3	2,629.2	2,496.8
GDP per capita (US\$)	41,683.7	42,452.9	46,478.8	43,976.4	40,095.9	37,812.5
GDP PPP (Int'l \$b)	2,406.4	2,492.0	2,614.5	2,700.6	2,785.6	2,905.4
GDP per capita PPP (Int'l \$)	37,774.4	38,873.3	40,474.2	41,477.9	42,480.7	44,001.1
Real GDP growth (% change yoy)	1.3	1.9	3.1	2.2	1.8	2.0
Current account balance (US\$b)	-97.4	-119.6	-140.0	-122.7	-114.5	-81.4
Current account balance (% GDP)	-3.7	-4.4	-4.7	-4.3	-4.4	-3.3
Inflation (% change yoy)	2.8	2.6	1.5	0.1	0.6	2.5
Unemployment (% labour force)	8.0	7.6	6.2	5.4	4.9	4.9



Australia's trade and investment relationship with United Kingdom (b)

Australian merchandise trade with United Kingdom, 2016 (A\$m)	Total share	Rank	Growth (yoy)
Exports to United Kingdom	3.9%	6th	167.6%
Imports from United Kingdom	2.7%	10th	-0.2%
Total merchandise trade (exports + imports)	3.3%	6th	58.0%

Major Australian exports, 2016 (A\$m)

Gold	6,963
Lead	520
Alcoholic beverages	359
Pearls & gems	326

Major Australian imports, 2016 (A\$m)

Passenger motor vehicles	1,431
Medicaments (incl veterinary)	462
Alcoholic beverages	273
Printed matter	263

Australia's trade in services with United Kingdom, 2016 (A\$m)

	Total share	Rank	Growth (yoy)
Exports of services to United Kingdom	6.8%	4th	-2.1%
Imports of services from United Kingdom	9.3%	2nd	-4.6%

Major Australian services exports, 2016 (A\$m)

Personal travel excluding education	1,976
Professional, technical & other business	794

Major Australian services imports, 2016 (A\$m)

Personal travel excluding education	2,830
Professional, technical & other business	1,251

Australia's investment relationship with United Kingdom, 2016 (A\$m)

	Total	FDI
Australia's investment in United Kingdom	350,523	73,173
United Kingdom's investment in Australia	515,522	67,892

United Kingdom's global merchandise trade relationships

United Kingdom's principal export destinations, 2016

1 United States	15.0%
2 Germany	10.6%
3 France	6.4%
21 Australia	1.3%

United Kingdom's principal import sources, 2016

1 Germany	13.8%
2 China	9.4%
3 United States	9.0%
21 Australia	1.1%