



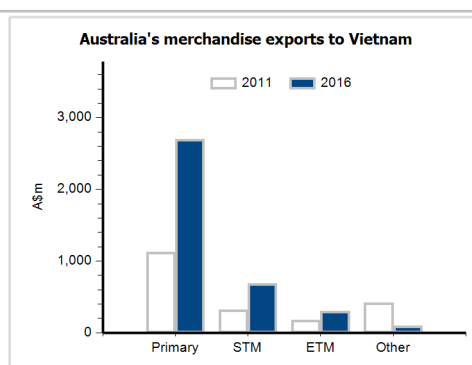
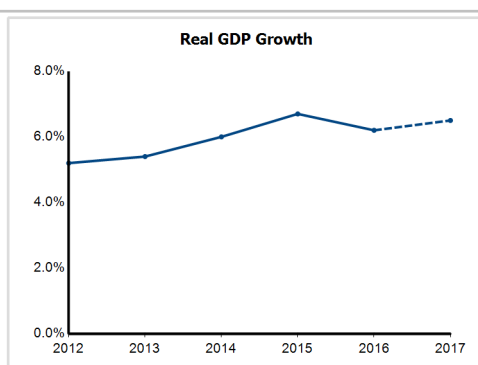
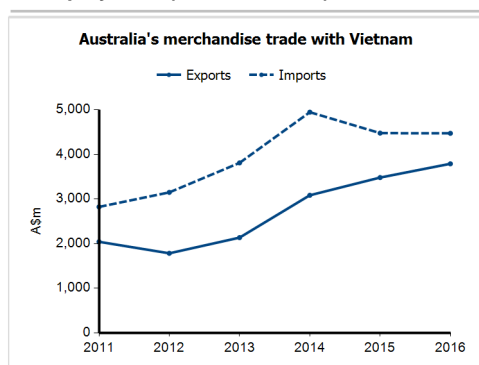
General information

Capital:	Hanoi
Land area:	310,070 sq km
Official language(s):	Vietnamese
Population:	92.6 million (2016)
Currency:	Dong

Head of State
President HE Mr Tran Dai Quang
Head of Government
Prime Minister HE Mr Nguyen Xuan Phuc

Economic indicators (a)

	2012	2013	2014	2015	2016	2017
GDP (US\$b) (current prices)	155.5	170.4	185.8	191.3	201.3	215.8
GDP per capita (US\$)	1,751.7	1,900.4	2,047.4	2,086.5	2,173.3	2,305.7
GDP PPP (Int'l \$b)	444.1	475.8	513.3	553.4	595.5	648.2
GDP per capita PPP (Int'l \$)	5,003.4	5,304.4	5,657.0	6,036.6	6,428.6	6,925.2
Real GDP growth (% change yoy)	5.2	5.4	6.0	6.7	6.2	6.5
Current account balance (US\$b)	9.3	7.7	9.5	0.9	9.4	8.8
Current account balance (% GDP)	6.0	4.5	5.1	0.5	4.7	4.1
Inflation (% change yoy)	9.1	6.6	4.1	0.6	2.7	4.9
Unemployment (% labour force)	2.7	2.8	2.1	2.4	2.4	2.4



Australia's trade and investment relationship with Vietnam (b)

Australian merchandise trade with Vietnam, 2016 (A\$m)

		Total share	Rank	Growth (yoy)
Exports to Vietnam	3,793	1.5%	13th	8.9%
Imports from Vietnam	4,476	1.7%	14th	-0.1%
Total merchandise trade (exports + imports)	8,270	1.6%	15th	3.8%

Major Australian exports, 2016 (A\$m)

Crustaceans, f.c.f.	649
Wheat	446
Coal	392
Live animals (excl seafood)	291

Major Australian imports, 2016 (A\$m)

Telecom equipment & parts	1,109
Footwear	362
Furniture, mattresses & cushions	305
Monitors, projectors & TVs	243

Australia's trade in services with Vietnam, 2016 (A\$m)

		Total share	Rank	Growth (yoy)
Exports of services to Vietnam	1,280	1.8%	13th	7.0%
Imports of services from Vietnam	951	1.3%	19th	5.0%

Major Australian services exports, 2016 (A\$m)

Education-related travel	1,087
Personal travel excluding education	97

Major Australian services imports, 2016 (A\$m)

Personal travel excluding education	651
Transport	169

Australia's investment relationship with Vietnam, 2016 (A\$m)

	Total	FDI
Australia's investment in Vietnam	1,878	1,550
Vietnam's investment in Australia	727	np

Vietnam's global merchandise trade relationships

Vietnam's principal export destinations, 2015

1 United States	21.1%
2 China	13.2%
3 Japan	8.4%
11 Australia	2.1%

Vietnam's principal import sources, 2015

1 China	34.0%
2 Republic of Korea	14.2%
3 Singapore	6.5%
12 Australia	1.3%