



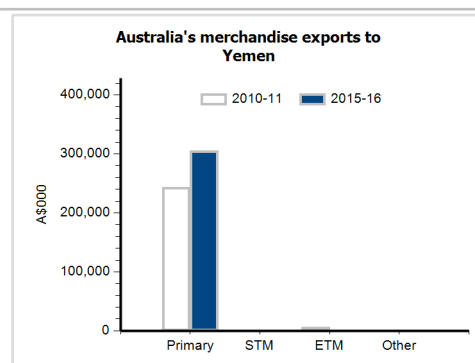
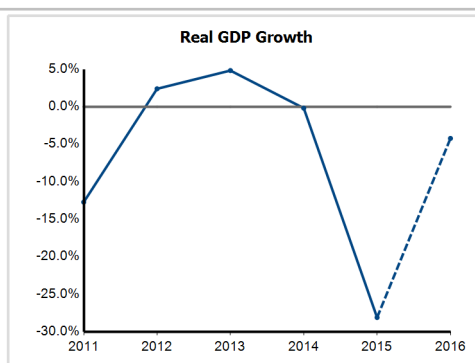
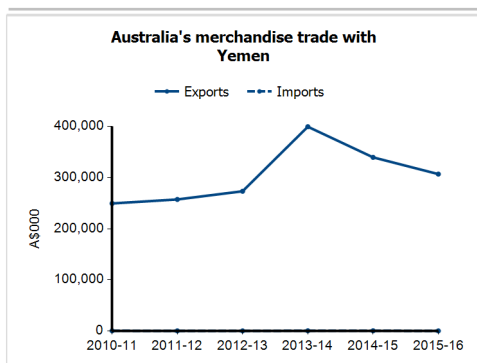
## General information

<b>Capital:</b>	Sana'a
<b>Land area:</b>	527,970 sq km
<b>Official language(s):</b>	Arabic
<b>Population:</b>	28.3 million (2015)
<b>Currency:</b>	Rial

<b>Head of State</b>	President HE Abd Rabbu Mansour Hadi
<b>Head of Government</b>	Prime Minister HE Dr Ahmed Obaid Bin-Daghar

## Economic indicators (a)

	2011	2012	2013	2014	2015	2016
<b>GDP (US\$b) (current prices)</b>	32.7	35.4	40.4	43.2	37.7	31.3
<b>GDP per capita (US\$)</b>	1,302.3	1,367.7	1,515.9	1,574.2	1,334.1	1,075.3
<b>GDP PPP (Int'l \$b)</b>	92.3	96.2	102.5	104.1	75.7	73.4
<b>GDP per capita PPP (Int'l \$)</b>	3,672.4	3,718.0	3,844.9	3,792.6	2,676.0	2,521.1
<b>Real GDP growth (% change yoy)</b>	-12.7	2.4	4.8	-0.2	-28.1	-4.2
<b>Current account balance (US\$b)</b>	-1.0	-0.6	-1.2	-0.7	-2.1	-1.9
<b>Current account balance (% GDP)</b>	-3.0	-1.7	-3.1	-1.7	-5.5	-6.1
<b>Inflation (% change yoy)</b>	19.5	9.9	11.0	8.2	39.4	5.0
<b>Unemployment (% labour force)</b>	17.6	17.7	17.7	17.4	na	na



## Australia's trade and investment relationship with Yemen (b)

### Australian merchandise trade with Yemen, 2015-16 (A\$000)

		<b>Total share</b>	<b>Rank</b>	<b>Growth (yoy)</b>
Exports to Yemen	306,884	0.1%	43rd	-9.7%
Imports from Yemen	28	0.0%	201st	-86.6%
<b>Total merchandise trade (exports + imports)</b>	<b>306,912</b>	<b>0.1%</b>	<b>60th</b>	<b>-9.7%</b>

### Major Australian exports, 2015-16 (A\$000)

Wheat	284,135
Milk, cream, whey & yoghurt	13,360
Vegetables, f.c.f.	6,899
Cheese & curd	1,528

### Major Australian imports, 2015-16 (A\$000)

Made-up textile articles, nes	12
Crude vegetable matter, nes	12
Printed matter	2
Electrical circuits equipment	2

### Australia's trade in services with Yemen, 2015-16 (A\$m)

		<b>Total share</b>	<b>Rank</b>	<b>Growth (yoy)</b>
Exports of services to Yemen	1	0.0%	157th	0.0%
Imports of services from Yemen	0	0.0%	..	..

### Australia's investment relationship with Yemen, 2015 (A\$m)

		<b>Total</b>	<b>FDI</b>
Australia's investment in Yemen		0	0
Yemen's investment in Australia		0	0

## Yemen's global merchandise trade relationships

### Yemen's principal export destinations, 2015

1 Saudi Arabia	32.2%
2 Oman	17.0%
3 Somalia	6.6%
49 Australia	0.0%

### Yemen's principal import sources, 2015

1 United Arab Emirates	11.5%
2 China	10.8%
3 Saudi Arabia	8.6%
6 Australia	5.0%