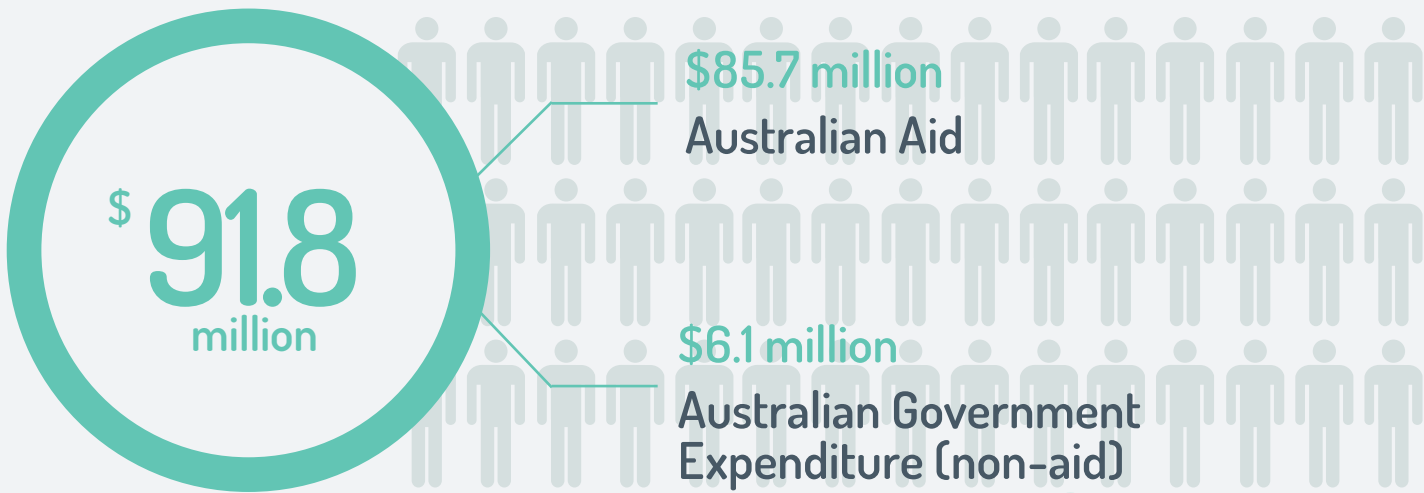




AUSTRALIA AND THE PHILIPPINES

TOTAL AUSTRALIAN GOVERNMENT SUPPORT* (2015-16)



TWO-WAY GOODS AND SERVICES TRADE (2015)

\$3.8 BILLION

AUSTRALIAN INVESTMENT (2015)

\$10 BILLION

FILIPINO INVESTMENT (2015)

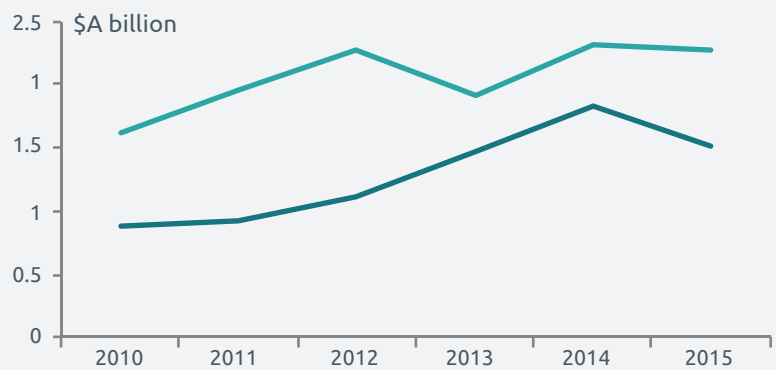
\$473 MILLION

MIGRANT REMITTANCES FROM AUSTRALIA TO THE PHILIPPINES

US \$865 MILLION

TWO-WAY TRADE

- imports to Australia from the Philippines
- exports from Australia to the Philippines

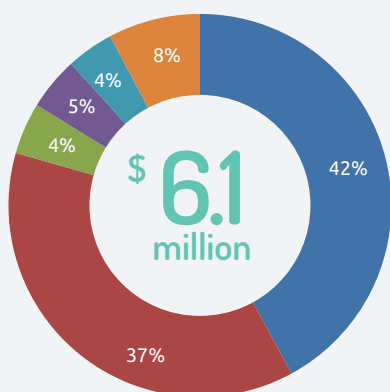


Sources: Department of Foreign Affairs and Trade – scholarships (2016), volunteers (2015-16); New Colombo Plan (2016); Department of Education – international students (2015); Australian Bureau of Statistics – trade and investment (2015), resident population by country of birth (Census 2011); Department of Immigration and Border Protection – visitors (2015-16); World Bank – remittances (2015)

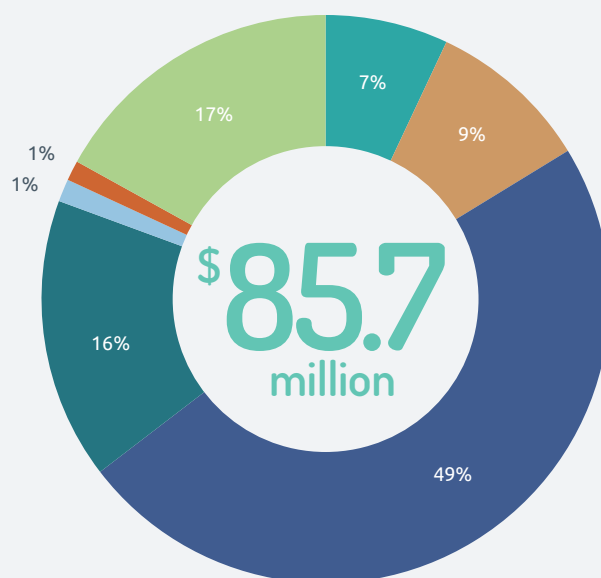
*Total Australian Government support comprises Official Development Assistance (aid) and Other Official flows (non-aid), based on OECD Development Assistance Committee guidelines.



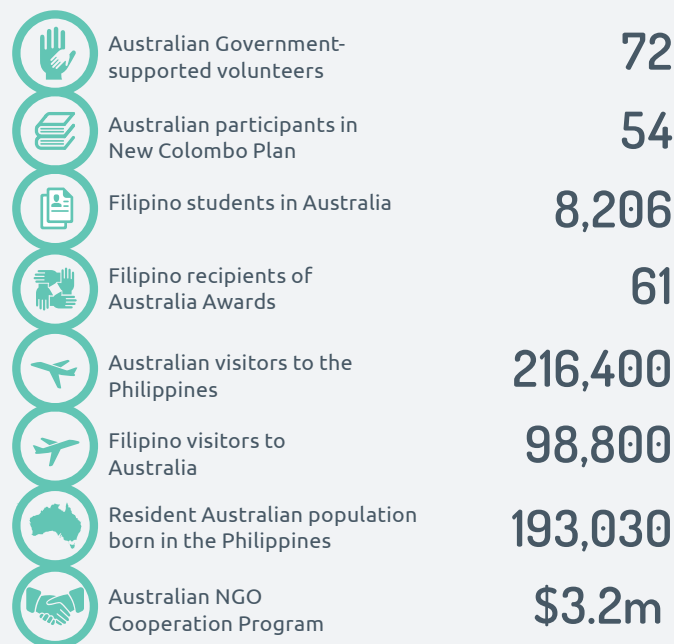
Australian Government Expenditure (non-aid) 2015-16



Australian Aid to the Philippines, by Investment Priorities 2015-16



CONNECTING PEOPLE



AUSTRALIAN SHARE OF TOTAL OFFICIAL DEVELOPMENT ASSISTANCE TO THE PHILIPPINES - 8.6%
AUSTRALIAN AID COMPARED TO THE PHILIPPINE'S ECONOMY - 0.04% OF GNI

Further information: *Australian Engagement with Developing Countries: Part 2: Official Sector Statistical Summary 2015-16.*